





CHICKEN STANDARDS

OCTOBER 2022



VERSION 5.1: 1 OCTOBER 2022



CHICKEN STANDARDS

DEAR VALUED MEMBER,

Thank you for being part of the Red Tractor Chicken assurance scheme.

These comprehensive standards underpin our industry's strength and credibility, securing its future as a world-leader in bird health and welfare, traceability and food safety.

They have been written, reviewed and approved by our Technical Advisory Committee, which is made up of farmer representatives, leading industry experts and supply chain stakeholders, and our Sector Board.

It is worth remembering that some standards have been introduced or revised to help our members adapt to changes in legislation or meet evolving supply chain demands. For simplicity, the standards for all seven chicken enterprises covered by this scheme have been combined into one booklet, including Enhanced Welfare and free range. See the enterprises table on page 10 for a comprehensive list.

We are pleased to have consensus when it comes to advancing our sector in many important areas, including requiring a named welfare officer for the farm, requiring windows at 3% equivalence of the floor area by 2023, providing enrichment earlier for chicks, using only slower growing breeds for free range enterprises and a range of improvements to our hatchery standards.

These are necessary standards for our members as they will drive our sector forward, carefully balancing the evolving needs of consumers, farmers, processors and retailers.

In an ever-changing world, Red Tractor Assurance is your definitive point of reference for peace of mind that your farm business meets key requirements to supply the food chain, without the need for additional checks and cost.

For example, your scheme aligns with the Campaign for Responsible Rodenticide Use (CRRU) Code of Practice, meaning you can purchase and use effective rodenticides without the extra cost of training and licensing. You are also subject to less frequent inspections by Animal and Plant Health Authority (APHA).

With ever-increasing interest and scrutiny of how food is produced, compliance with these standards not only serves to protect the reputation of your own farm, but the entire sector in which you play a vital part.

Here's to a secure and sustainable future for British farming.

Best wishes,

A handwritten signature in black ink, appearing to read 'Iain Gardner', written over a thin, light-colored line.

Iain Gardner

Chair, Red Tractor poultry sector board



The Red Tractor assurance journey begins on farms, and **our members have a vital role to play** in building and maintaining the trust of the British public.

As the provider of the UK's largest and most comprehensive food standards scheme, Red Tractor is the lynch pin for the entire supply chain, balancing legislation and the competing demands of consumers, farmers, processors and retailers.

Our Standards are written, revised and approved by our Technical Advisory Committees and Sector Boards in close consultation with farmer representatives and leading industry experts, all working to future-proof the industry.

This is essential given the demand for food traceability, growing consumer awareness of animal welfare and pesticide issues and a need to protect and enhance the environment.

Please note that the standards must be read in conjunction with the **Member Rules** at the back of this manual, which all scheme members are bound by.

For more information on the Red Tractor Assurance Scheme, visit: **redtractorassurance.org.uk**.





HOW TO USE THIS GUIDE

Our standards are organised in sections. The **AIM** of each standard or group of standards is clearly explained. All of the words against each standard, including the column **'How you will be measured'**, form part of it.

Please note that there is now one manual to cover all seven poultry enterprises. The enterprise column indicates which scope a standard is relevant to. The Enhanced Welfare module (EW) is also covered under this manual, these standards incorporate all the criteria required by the Better Chicken Commitment: www.betterchicken.org.uk

Standard coding begins with a two-letter prefix which identifies the section (e.g. EC for Environmental Protection and Contamination Control). You may notice that the codes are not always consecutive – rest assured that no information is missing from this guide.

Assessors will use this code together with one to identify the enterprise to which it relates (e.g. CB for Broilers) to record any non-conformances on the report at the end of the assessment.

Look out for the **guidance boxes** throughout this guide – these offer useful tips to help you meet the relevant standard.

Key while all standards must be met, particular attention should be paid to these as they can have implications for your certification

Recommendation this is not a standard and a non-conformance raised will not affect your certification. However these are recommended actions to undertake to help demonstrate working to Red Tractor and industry core principles

New a completely new standard which the member must now adhere to, or a new recommendation

Revised a standard that has changed and requires the member to take some different or additional action to before

Upgraded the standard has been upgraded to a Key standard or from a Recommendation to a full standard

Appendix indicates that additional information is provided in the Appendices at the back of this manual and can also be found by visiting: redtractorassurance.org.uk

R this icon indicates that a **record** is required and suggests potential documentary evidence which could be used to show compliance

WHERE TO FIND HELP



At the end of each section this icon indicates where you can get **additional information**, should you need it.

Visit our website: redtractorassurance.org.uk for additional help.



CONTENTS

	How the Red Tractor assurance scheme works	06
DP	Documents and Procedures	11
PL	Personnel	13
TI	Traceability and Assurance	16
VC	Vermin Control	17
HF	Housing, Shelter and Handling Facilities	18
FW	Feed and Water	27
AH	Animal Health and Welfare	32
HC	Hatchery Eggs	40
BE	Breeder Layer Eggs	43
BI	Biosecurity and Disease Control	44
AM	Animal Medicines	48
HP	Husbandry Procedures	52
FS	Fallen Stock	52
EC	Environmental Protection and Contamination Control	53
DE	Depopulation	57
	Appendices	58
	Member rules	64
	Certification bodies	73



HOW THE RED TRACTOR ASSURANCE SCHEME WORKS

Red Tractor is the body that sets the standards a member must conform to in order to be certified.

We license independent contractors, known as certification bodies, to carry out assessments and certification. They manage membership and will be your day-to-day contact.

All our certification bodies work to the same standards and procedures, and all their assessors have relevant training and experience. You can choose any one and get the same service, just like getting an MOT for your vehicle.

You must conform to the standards and the membership rules at all times to be a member. It is important to keep up to date of any changes because both standards and membership rules may occasionally be amended. Please check: redtractorassurance.org.uk for updates to standards.



HOW TO JOIN

To become Red Tractor Assured, first choose one of our licensed certification bodies. You can see the full list of our certification bodies and the standards they can certify on the back page of this booklet.

To join the scheme, contact any one of the certification bodies and they will send you an application pack. You can apply to join at any time throughout the year and your membership must be renewed annually.

Before applying, make sure you read the membership rules and the standards you must conform to. These detail what you need to do and how you will be assessed.

If applying for more than one scheme, your certification body may apply a discount and

will coordinate the assessment together in a single visit where possible.

You are welcome to choose a different certification body for each of the various enterprises or activities you wish to be certified for and the relevant assessments will be conducted separately.

It is possible to change your certification body at any time and maintain your 'Red Tractor Assured' status, provided you have no outstanding non-conformances or obligations.

Please pay particular attention to the limitation of liability provisions set out in Rules 74 – 76.



Remember to provide your certification body with your up-to-date contact details and add **rtfcomms@redtractor.org.uk** to your email contacts to make sure you receive the latest guidance and information to help your assurance certification.



SIX STEPS TO RED TRACTOR ASSURANCE

1. APPLICATION

Send an application and fee to your chosen certification body detailing all the relevant holdings/premises. Receipt will be acknowledged in 14 days and the assessment will be arranged.



2. INITIAL ASSESSMENT

The assessor will talk to you about your business as you walk together around (or facilitate remote viewing via video-streaming of) the facilities, look at the livestock/crop as applicable and check your paperwork.

They will need to talk to your staff too about what they do. Any areas which do not meet the standards (which we refer to as “non-conformances”) will be highlighted to you throughout the assessment.

They are not allowed to advise on, or suggest, how you need to correct things. You will be left or sent a report which will contain details of any non-conformances, an indication of the evidence you will be expected to provide (e.g. invoices, photos, photocopies, letter from vet) and the timescales for action.



3. NON-CONFORMANCES

You must supply your certification body with evidence that you have corrected everything as explained in the non-conformance report.

In some cases, a revisit may be required and this may incur a charge. Your application will lapse if you do not correct everything satisfactorily and in good time.



4. ISSUE CERTIFICATE OF CONFORMITY

Once satisfactory evidence has been provided, you will be entered as ‘Assured’ on the Scheme Member Checker database and you can then sell your product(s) as ‘Assured’. You may receive an actual certificate in electronic format or printed, but the status on the Scheme Member Checker database is definitive.



5. RENEWAL

You will be invited to renew your membership annually, 12 months after the initial assessment and every 12 months thereafter. You will receive a renewal notice and a maximum of two reminder letters.



6. ROUTINE ASSESSMENTS AND SPOT CHECKS

These assessments will normally be held no further apart than 12 months for crops, fresh produce, chicken, ducks and turkey schemes. Assessment timings may be altered to accommodate multiple schemes on one farm visit.

SPOT CHECKS

You may also be subject to spot check visits, some of which may be unannounced as part of our risk-based approach to inspections. To find out more about this, please see: redtractorassurance.org.uk.

NON-CONFORMANCE - WHAT HAPPENS NEXT?

If you do not conform to any standards you must provide evidence, normally within 28 days, that you have rectified them as outlined at steps 2 and 3 above.

If you have a major non-conformance or excessive non-conformances against the standards, your certification may be suspended until you have shown you have put this right.

Suspension:

Your membership and certification can also be suspended if you have not put non-conformances right within the time stipulated. If an unannounced spot check as a result of our risk-based approach to inspections shows no improvement the member will still be categorised as high risk and suspended.

Suspension is only lifted once you have proved that you have corrected the non-conformances. In some cases, a revisit may be required.

You must not sell products as 'Red Tractor Assured' whilst your certification is suspended.

Withdrawal:

If within three months of the suspension date you have not demonstrated that you have corrected the non-conformances, the certification body will withdraw certification and your membership will automatically be closed.

The certification body will also withdraw certification and your membership will automatically be revoked if you are still categorised as high risk following two consecutive unannounced spot checks as a result of our risk based approach to inspections.

You can only regain certification by following the procedure for a new applicant and as long as no other sanctions or non-conformances remain. Your right to sell products as 'Red Tractor Assured' will cease immediately if your certification is withdrawn or if your membership is revoked for any other reason or expires and is not renewed within one month of expiry in accordance with the membership rules.



To help members avoid the most common non-conformances for each sector, we have published useful guides on our website. Go to: redtractorassurance.org.uk.



WHAT HAS CHANGED SINCE OCTOBER 2022?

DATE OF CHANGE	STANDARD	PAGE
01 October 2022	DP.5	12
01 October 2022	HF.4/HF.4.2.	20
01 October 2022	HF.4.4/HF.4.9/HF.5	21
01 October 2022	HF.5.1	22
01 October 2022	AH.1.1	32
01 October 2022	BI.1/BI.2/BI.3	44
01 October 2022	BI.4/BI.5	45
01 October 2022	BI.6/BI.6.1	46
01 October 2022	BI.7.1/BI.13	47

Standards marked as **NEW** or **REVISED** include all changes made on 1st November 2021 and any changes made since.

Enterprises

CB	Broilers
CF	Free Range
CP	Poussin
EW	Enhanced Welfare
CH	Hatcheries
CL	Breeder Layers
CD	Breeder Replacements





Further guidance on Red Tractor Chicken Enhanced Welfare

- the Enhanced Welfare standards incorporate all the criteria required by the Better Chicken Commitment.
- through our rules of the scheme, all members are not exempt from current legislation and must comply with all legislation relevant to the scope of the Scheme at all times
- compliance to the standards is demonstrated through third-party independent inspections
- Enhanced Welfare chicken must be slaughtered in a factory which is a member of the Red Tractor meat and poultry processing scheme, standards PW.k to PW.k.10 (inclusive) on the electrical stunning/killing of poultry are not applicable

Documents and Procedures (DP)

STANDARDS	ENTERPRISE	HOW YOU WILL BE MEASURED
AIM: Plans and procedures in place to ensure safe and legal food production		
DP.1 Key The farm, as a whole, must present an acceptable and tidy appearance to the public. The site management must not present food safety, animal welfare or environmental risk UPGRADED	CB, CF, CP, EW, CH, CL, CD	<ul style="list-style-type: none"> ■ DP.1.a The external areas around buildings and farm entrances are kept clear of rubbish, non-essential equipment, and other debris ■ DP.1.b Loose wire, scrap machinery, scrap metal, PPP containers and disused tyres are managed
DP.1.1. A farm map must be in place REVISED	CB, CF, CP, EW, CH, CL, CD	<ul style="list-style-type: none"> ■ DP.1.1.a Map shows, where applicable: <ul style="list-style-type: none"> – position and size of bird housing – access points to bird housing – any auxiliary bird areas and their purpose – the designated biosecure area(s) <ul style="list-style-type: none"> – General site biosecure area – Bird biosecure area(s) (plus associated range where applicable) – For multi-age sites this shows segregation of each bird biosecure unit/house(s) and, where applicable, staff facilities – first aid box – fire extinguishers – water sources available for fire fighting (if available) – OS map reference or What3Words location of site for emergency services – watercourses, including ditches and ponds – boreholes, springs and wells, including any on neighbouring land, within 50m of the boundary – any areas of high pollution risk – bait point locations – all fields, including area (hectares/acres)
GUIDANCE <i>One or more maps may be used and these may be held as a hard copy or as an electronic document</i>		

Documents and Procedures (DP) (continued)

STANDARDS	ENTERPRISE	HOW YOU WILL BE MEASURED	
DP.2 A documented plan for the effective management of serious incidents and potential emergency situations that threaten the welfare of livestock, food safety or the environment must be in place and known to those involved in farm/hatchery tasks REVISED	CB, CF, CP, EW, CH, CL, CD	DP.2.a You have considered the risks to your farm and documented the actions to be taken in the event of: <ul style="list-style-type: none"> – feed and/or water equipment or supply failing – fire – extreme weather – disease outbreaks which have the potential to affect other farms/the general public – reporting activist activity – pollution incident, e.g. slurry spillages or leaks – other site-specific risks (where applicable) 	 ■ Contingency/emergency plan
		DP.2.b An Avian Influenza contingency plan is in place and is: <ul style="list-style-type: none"> – reviewed annually – updated when necessary – and for free range production, contains details for how to house the birds for the duration of the crop cycle without compromising the welfare standards expected for housed birds 	 ■ AI contingency plan
		DP.2.c Up-to-date relevant contact details are displayed (including out of hours phone numbers) e.g. vet, electricity supplier, Environment Agency hotline, feed and water supplier	 ■ Emergency contact list
		DP.2.d Key staff have access to plans	
DP.2.1 You must contact Red Tractor and/or your certification body immediately if a serious incident or emergency threatens the welfare of birds (e.g. stocking density breach), food safety or the environment occurs on farm	CB, CF, CP, EW, CH, CL, CD		
DP.3 Systems must be in place for recording, investigating and resolution of any complaints that are relevant to the requirements of the Red Tractor Standards REVISED	CB, CF, CP, EW, CH, CL, CD	DP.3.a System includes recording the: <ul style="list-style-type: none"> – complaint – investigation result – action taken to prevent the issue happening again 	 ■ Complaint records
DP.4 Producers must notify their certification body of any notification of a positive coccidiostat (e.g. nicarbazin) residue found in poultry meat	CB, CF, CP, EW, CL, CD	DP.4.a An on-farm investigation is undertaken	
		DP.4.b Corrective action is implemented	
DP.5 Farms must record if their business requires an Environmental Permit under the Environmental Permitting Regulations NEW	CB, CF, CP, EW, CL, CD	DP.5.a Permit numbers should be available on site	
		DP.5.b Permits are reflective of the species and maximum number of that species that can be placed on site	


Personnel (PL)

STANDARDS	ENTERPRISE	HOW YOU WILL BE MEASURED
AIM: All personnel (including but not limited to employees, self-employed and family members) are trained and competent to carry out the required activities on farm/sites relating to primary production on site.		
PL.1 Key Systems must be in place to ensure all new personnel are effectively trained and deemed competent to carry out the activities they are required to do	CB, CF, CP, EW, CH, CL, CD	<ul style="list-style-type: none"> ■ PL.1.a No person starts work without an induction, supervision and explanation of the tasks they will carry out ■ PL.1.b Induction record to include as a minimum: <ul style="list-style-type: none"> – activities role will undertake – Health and Safety information – reporting lines <div style="text-align: right;"> R ■ Induction record </div>
PL.2 Records of training must be kept	CB, CF, CP, EW, CH, CL, CD	<ul style="list-style-type: none"> ■ PL.2.a A training record is available for all, including: <ul style="list-style-type: none"> – name – details of training/events attended – date of training – who provided the training (in-house or external provider) ■ PL.2.b Where workers are trained to undertake specific tasks, these are listed in their record ■ PL.2.c Records kept for two years after person has left the business <div style="text-align: right;"> R ■ Training record </div>
PL.2.1 Where eggs are hatched on-farm all personnel involved with the management of the system and associated processes (e.g. operation of IMD) must have received additional training	CB, CF, CP, EW, CL, CD	<ul style="list-style-type: none"> ■ PL.2.1.a Training from the manufacturer or a training provider with specific expertise in in-house hatching is documented ■ PL.2.1.b Task-specific training covering egg handling, hatching process, chick grading, operation of IMD machinery and handling of waste <div style="text-align: right;"> R ■ Training record </div>
PL.3 The performance and competence of employees must be regularly reviewed and refresher training implemented as required REVISED	CB, CF, CP, EW, CH, CL, CD CB, CF, CP, EW, CH, CL, CD	<ul style="list-style-type: none"> ■ PL.3.a Working arrangements allows for observation of workers discharging their responsibilities. The frequency of observation is proportionate to risk ■ PL.3.b Gaps in competence are addressed by recorded refresher training implemented immediately or within a defined timeline <div style="text-align: right;"> R ■ Training record </div>
GUIDANCE <i>It is recognised that some roles may involve ongoing supervision and for other workers, particularly those with specialist skills, supervision may be much less common. Frequency of performance review shall be proportionate to the level of risk present and with reference to relevant, external training credentials. Such factors may justify a decreased frequency of performance review.</i>		



Personnel (PL) (continued)

STANDARDS	ENTERPRISE	HOW YOU WILL BE MEASURED	
<p>PL.3.1 Producers must adopt British Poultry Training – Poultry Passport or Poultry Training Record, as the formal route for industry training and training recognition REVISED</p>	<p>CB, CF, CP, EW, CH, CL, CD</p>	<p>■ PL.3.1.a The mandatory training requirement specified on the Poultry Passport is delivered by providers or in-house tutors that have been approved by British Poultry Training</p>	<p>R</p> <p>■ Training record</p>
<p>■ PL.3.1.b New personnel without a Poultry Passport are enrolled within six months of starting their position</p>	<p>■ PL.3.1.c Personnel demonstrate progression in Poultry Passport Training by completing at least two modules every 12 months until complete. – courses are in date and not expired</p>		
<p>AIM: Any labour providers used are managed with agreements in place to ensure that workers provided are competent, and labour providers are licensed</p>			
<p>PL.4 Where labour providers are used, they are licensed and a documented agreement is in place REVISED</p>	<p>CB, CF, CP, EW, CH, CL, CD</p>	<p>■ PL.4.a All labour providers used hold a valid Gangmasters & Labour Abuse Authority (GLAA) licence</p>	<p>R</p> <p>■ Evidence of GLAA licence ■ Service level agreement</p>
<p>■ PL.4.b A service level agreement is in place between the business and the labour provider</p>	<p>■ PL.4.c The agreement confirms that any workers provided are suitably competent</p>		
<p>■ PL.4.d The agreement confirms any training completed by the labour provider as an alternative to the businesses' own training systems</p>	<p>■ PL.4.e The agreement confirms that all workers are legally permitted to work within the UK</p>		
<p>■ PL.4.f The agreement defines allocation of Health and Safety responsibilities between labour provider and labour user</p>			
<p>GUIDANCE The GLAA defines specific circumstances which are excluded from the licensing requirements – refer to GLAA website for further information. This standard does not apply where workers are supplied outside of the scope of licensing requirements</p>			


Personnel (PL) (continued)

STANDARDS	ENTERPRISE	HOW YOU WILL BE MEASURED	
AIM: A safe working environment for workers and visitors			
PL.5 Health and Safety policy in place and effectively communicated to workers NEW	CB, CF, CP, EW, CH, CL, CD	<ul style="list-style-type: none"> ■ PL.5.a Health and Safety policy in place ■ PL.5.b Policy is effectively communicated to all relevant workers ■ PL.5.c Language and learning style is given due consideration to ensure all workers understand information 	<div style="display: flex; align-items: center; justify-content: center;"> <div style="border: 1px solid black; border-radius: 50%; width: 20px; height: 20px; display: flex; align-items: center; justify-content: center; margin-right: 5px;">R</div> <div style="text-align: left;"> <p>■ Health and Safety policy</p> </div> </div>
<p>GUIDANCE</p> <p><i>Definition of worker (taken from https://www.gov.uk/employment-status/worker):</i> <i>A person is generally classed as a 'worker' if:</i></p> <ul style="list-style-type: none"> – they have a contract or other arrangement to do work or services personally for a reward (your contract doesn't have to be written) – their reward is for money or a benefit in kind, for example the promise of a contract or future work – they only have a limited right to send someone else to do the work (subcontract) – they have to turn up for work even if they don't want to – their employer has to have work for them to do as long as the contract or arrangement lasts – they aren't doing the work as part of their own limited company in an arrangement where the 'employer' is actually a customer or client 			
<div style="display: flex; align-items: flex-start;"> <div style="margin-right: 10px;">  </div> <div> <p>WHERE TO FIND HELP</p> <ul style="list-style-type: none"> ■ Farmwise – Your essential guide to Health and Safety in agriculture: https://www.hse.gov.uk/pubns/priced/hsg270.pdf ■ Gangmaster & Labour Abuse Authority (GLAA): www.gla.gov.uk ■ Supermarkets' and suppliers' protocol with the Gangmasters and Labour Abuse Authority: Best practice guide: https://www.gla.gov.uk/media/3294/supermarkets-and-suppliers-best-practice-guide-2017.pdf ■ Association of Labour Providers: https://labourproviders.org.uk ■ Stronger Together: https://www.stronger2gether.org ■ Health & Safety made simple: https://www.hse.gov.uk/simple-health-safety/index.htm ■ St John Ambulance First Aid Calculator: https://www.sja.org.uk/course-information/guidance-and-help/working-out-what-you-need ■ HSE First Aid Guidance: https://www.hse.gov.uk/simple-health-safety/firstaid/index.htm </div> </div>			




Traceability and Assurance Status (TI)


STANDARDS	ENTERPRISE	HOW YOU WILL BE MEASURED
AIM: Clear identification of birds to deliver food chain traceability and controls in place to maintain assurance status		
TI.1 Key Birds/chicks/eggs must be identified and records kept to maintain traceability REVISED	CH	<ul style="list-style-type: none"> ■ TI.1.a Chicks/eggs are identified by trolley and records kept to maintain traceability
	CB, CF, CP, EW, CH, CL, CD	<ul style="list-style-type: none"> ■ TI.1.b Scheme registration number is included on dispatch notes
		<ul style="list-style-type: none"> ■ TI.1.c Systems are in place that deliver traceability of product throughout the operation, including catching and transport certified to the relevant scheme standards.
	CB, CF, CP, EW, CL, CD	<ul style="list-style-type: none"> ■ TI.1.d Records are kept of the origin of chicks and/or eggs and, where necessary, this information passed on to the processor to allow accurate origin labelling of the final product
<div style="text-align: right;">  <ul style="list-style-type: none"> ■ Traceability records including records of chick origin ■ Delivery tickets </div>		
AIM: Controls are in place to maintain assurance status		
TI.2 Key Eggs and/or chicks must be sourced from Red Tractor Assured breeder farms/ hatcheries certified to the relevant scheme standards	CB, CF, CP, EW, CH, CL,	
TI.2.1 RT assured hatcheries only handle RT assured eggs	CH	
 WHERE TO FIND HELP <ul style="list-style-type: none"> ■ Red Tractor Checker service to complete assurance checks on other farms, hatcheries, catching and transport companies and abattoirs: https://checkers.redtractor.org.uk/rtassurance/services.eb 		

Vermin Control (VC)

STANDARDS	ENTERPRISE	HOW YOU WILL BE MEASURED	
AIM: Effective and responsible control of birds, rodents, and other animals to prevent contamination and risks to food safety and animal health			
VC.1 Key There must be effective control of vermin REVISED	CB, CF, CP, EW, CH, CL, CD	<ul style="list-style-type: none"> ■ VC.1.a No build-up of vegetation close to farm structures that could harbour vermin 	
		<ul style="list-style-type: none"> ■ VC.1.b A site survey is completed at least quarterly, detailing: <ul style="list-style-type: none"> – date of inspection – locations inspected – findings – actions required – date actions completed 	<div style="text-align: center;">R</div> <ul style="list-style-type: none"> ■ Site survey
		<ul style="list-style-type: none"> ■ VC.1.c Dead/trapped vermin are searched and disposed of when bait points are checked 	
GUIDANCE <i>A site survey is a record of every inspection and/or survey undertaken to look for signs of rodent activity and/or environmental management requirements</i>			
VC.2 Toxic bait must be used responsibly REVISED	CB, CF, CP, EW, CH, CL, CD	<ul style="list-style-type: none"> ■ VC.2.a Prior to treatment with baits the use of non-chemical control methods is considered first followed by the least toxic alternatives (see Appendix – risk hierarchy) 	
		<ul style="list-style-type: none"> ■ VC.2.b An environmental risk assessment is undertaken in accordance with the Appendix before bait is laid 	<div style="text-align: center;">R</div> <ul style="list-style-type: none"> ■ Environmental risk assessment
		<ul style="list-style-type: none"> ■ VC.2.c Where baits are used a bait plan identifies location of bait points, bait used, bait point inspection and replenishment dates 	<div style="text-align: center;">R</div> <ul style="list-style-type: none"> ■ Bait plan
		<ul style="list-style-type: none"> ■ VC.2.d Non-target animals do not have access to baits 	
		<ul style="list-style-type: none"> ■ VC.2.e Bait is prevented from contaminating animal feed 	
		<ul style="list-style-type: none"> ■ VC.2.f Permanent baiting is not routinely undertaken and toxic bait is removed when treatment is finished 	
		<ul style="list-style-type: none"> ■ VC.2.g Product label directions are followed 	
		<ul style="list-style-type: none"> ■ VC.2.h A documented COSHH assessment is carried out where there are 5 or more employees 	<div style="text-align: center;">R</div> <ul style="list-style-type: none"> ■ COSHH assessment (where applicable)
GUIDANCE <i>Permanent baiting is the application of a rodenticide product when no active infestation is present. Permanent baiting is strictly limited to sites with a high potential for reinvasion when other methods of control have proven insufficient and can only be carried out by professional users and only with products authorised for this use.</i>			
<div style="display: flex; align-items: flex-start;"> <div style="margin-right: 10px;">  </div> <div> WHERE TO FIND HELP <ul style="list-style-type: none"> ■ The Campaign for Responsible Rodenticide Use code of best practice: https://www.thinkwildlife.org/code-of-best-practice/ ■ HSE step-by-step guide to COSHH assessment: https://www.hse.gov.uk/pubns/books/hsg97.htm </div> </div>			

Housing, Shelter and Handling Facilities (HF)

STANDARDS	ENTERPRISE	HOW YOU WILL BE MEASURED	
AIM: Safe, comfortable and hygienic housing for all birds			
HF.1 Key Housing/hatchery must be constructed and maintained to provide a safe and secure environment for birds/chicks REVISED	CB, CP, CF, EW, CL, CD, CH	HF.1.a Housing securely contains birds	
		HF.1.b There are no sharp edges, projections or other features presenting a hazard to birds	
		HF.1.c Electrical installations are inaccessible to birds/chicks	
HF.1.1 The sound level in housing must be minimised REVISED	CB, CP, CF, EW, CL, CD	HF.1.1.a Ventilation fans, feeding machinery and other equipment is constructed, placed, operated and maintained in a way that causes the least amount of noise	
HF.2 Housing/hatchery must be appropriately and effectively ventilated REVISED	CB, CP, EW, CL, CD, CF, CH	HF.2.a Ventilation minimises high humidity, build-up of odours and maintains a comfortable temperature	 ■ Ventilation plan
		HF.2.b A documented ventilation plan is in place	
	GUIDANCE <i>When the outside temperature exceeds 30°C in the shade the inside temperature should not exceed the outside temperature by more than 3°C</i>		
	CB, CP, EW	HF.2.c Concentration of Ammonia should not exceed 20ppm	
		HF.2.d Concentration of Carbon Dioxide should not exceed 3000ppm at the level of the birds heads	
		HF.2.e The average relative humidity measured inside a house during a 48 hour period should not exceed 70% when the outside temperature is below 10°C	
	CF	HF.2.f Pop-holes are evenly distributed around the house	
HF.2.g Pop-holes make up a combined length of at least 4m per 100m ² of floor space			
HF.2.h Pop-holes are a minimum height of 400mm			
HF.2.1 Temperature records must be kept	CB, CP, EW, CL, CD, CF, CH	HF.2.1.a Records kept of minimum and maximum daily temperatures at bird/chick level	 ■ Temperature records
HF.2.2. A written policy must be in place outlining recognition of and procedures to be followed in the event of heat or cold stress occurring REVISED	CB, CP, EW, CL, CD, CF,	HF.2.2.a Heat stress policy and ventilation plan is implemented	 ■ Heat and cold stress policy
		HF.2.2.b Policy reviewed in the event of bird losses due to an exceptional weather incident	



STANDARDS	ENTERPRISE	HOW YOU WILL BE MEASURED		
HF.2.3 Eggs destined for dispatch for on-farm hatching must not be allowed to cool prior to transportation	CH	<ul style="list-style-type: none"> ■ HF.2.3.a Egg shell temperature is between 32°C and 34°C 	 ■ Temperature records	
HF.2.4 Eggs destined for dispatch for on-farm hatching must be loaded into clean trays after candling	CH	<ul style="list-style-type: none"> ■ HF.2.4.a Trays are cleaned and disinfected on return from farm 	<ul style="list-style-type: none"> ■ HF.2.4.b Only trays dedicated for on-farm hatching are used 	
HF.3 Floors must be constructed and maintained in a manner that minimises the risk of injury	CB, CP, EW, CF, CL, CD,	<ul style="list-style-type: none"> ■ HF.3.a Floors in fixed housing are made of concrete or asphalt 	<ul style="list-style-type: none"> ■ HF.3.b Floors are well drained 	
	CB, CP, EW, CL, CD	<ul style="list-style-type: none"> ■ HF.3.c Floor surface is above outside ground level 	<ul style="list-style-type: none"> ■ HF.3.d Floors are sealed and in good condition 	
	CH	<ul style="list-style-type: none"> ■ HF.3.e Floors are hygienically managed 		

Housing, Shelter and Handling Facilities (HF) (continued)

STANDARDS	ENTERPRISE	HOW YOU WILL BE MEASURED	
<p>HF.4 Key Conditions within the housing must be maintained in a manner that ensures birds are able to keep clean REVISED</p>	<p>CB, CP, EW, CF CL, CD,</p>	<p>■ HF.4.a A written cleaning and disinfection policy in place, which contains:</p> <ul style="list-style-type: none"> – cleaning and disinfection procedures for house, house furniture and water tanks at each turn around – handling of waste materials; litter, packaging, feed spillages – details of Defra approved disinfectants and detergents used, including safe usage, storage and dilution 	<p>R</p> <ul style="list-style-type: none"> ■ Cleaning and disinfection policy ■ Bulk bin cleaning and/or disinfection policy ■ Environmental bacteria test records
		<p>■ HF.4.b A written cleaning and/or disinfection policy for bulk feed bins which:</p> <ul style="list-style-type: none"> – Is being implemented – Contains a risk assessment for cleaning bulk feed bins, including Health and Safety considerations 	
		<p>■ HF.4.c Whenever bird accommodation is emptied it is thoroughly cleaned and disinfected in accordance with the policy</p>	
		<p>■ HF.4.d Swabs are taken for environmental bacteria and are cultured in a Government approved laboratory – records are kept of these tests</p>	
		<p>■ HF.4.f Litter stores are cleaned and disinfected whenever they are emptied</p>	
	<p>CF</p>	<p>■ HF.4.g Non bird biosecure areas have a full clean-down at least 4 times a year, areas include but are not limited to:</p> <ul style="list-style-type: none"> – feed stores /buildings – the range 	
<p>HF.4.1 Surfaces within housing/ hatchery must be in good condition and must be able to be cleaned and disinfected</p>	<p>CB, CP, EW, CF, CL, CD, CH</p>	<p>■ HF.4.h A written cleaning and disinfection policy in place</p>	<p>R</p> <ul style="list-style-type: none"> ■ Cleaning and disinfection policy
<p>HF.4.2 Flocks are provided with clean, fresh bedding to a minimum depth of 2cm REVISED</p>	<p>CB, CP, EW, CF, CL, CD</p>	<p>■ HF.4.2.a Products which expand to a minimum depth of 2cm can be used</p>	<p>R</p> <ul style="list-style-type: none"> ■ Environmental bacteria test records
		<p>■ HF.4.2.b Bedding is not reused</p>	

STANDARDS	ENTERPRISE	HOW YOU WILL BE MEASURED	
HF.4.3 Bedding must remain in a dry, friable condition	CB, CP, EW, CF, CL, CD	<ul style="list-style-type: none"> ■ HF.4.3.a Wet capped litter is managed 	
HF.4.4 Bedding stored in the open is stored on pallets and is covered REVISED	CB, CP, EW, CF, CL, CD	<ul style="list-style-type: none"> ■ HF.4.4.a The cover provides protection from water, birds and vermin ■ HF.4.4.b Damaged or wet bales are not used ■ HF.4.4.c Stored bales are double wrapped and wrapping is disinfected at the point of bales being moved into bird housing 	
HF.4.9 (Recommendation) <i>It is recommended that bales are stored in buildings which do not allow for the ingress of wild birds or rodents</i> NEW	CB, CF, CP, EW, CL, CD		
HF.4.5 Fixed housing must have a minimum of a 1 metre 'door mat'	CF	<ul style="list-style-type: none"> ■ HF.4.5.a 'Door mat' is well drained and easily cleanable 	
HF.4.6 Trays used for on-farm hatching of eggs must be cleaned and disinfected before return to the hatchery	CB, CP, EW, CF	<ul style="list-style-type: none"> ■ HF.4.6.a Only trays dedicated for on-farm hatching are used ■ HF.4.6.b Defra approved disinfectants are used 	R ■ Cleaning and disinfection policy
HF.4.7 Chicks must be loaded into clean chick boxes	CH	<ul style="list-style-type: none"> ■ HF.4.7.a Chick boxes are cleaned, dried and sanitised after every delivery 	
HF.4.8 Drains in production areas are accessible and cleanable	CH		
HF.5 Housing/hatchery must be lit to allow normal behaviours, rest and effective inspection of birds/chicks REVISED	CB, CP, CF,	<ul style="list-style-type: none"> ■ HF.5.a Lighting intensity is at least 20 lux measured at bird eye level and recorded once every crop illuminating at least 80% of the useable bird area, during lighting periods 	R ■ Light level records
	CB, CP, CF, EW	<ul style="list-style-type: none"> ■ HF.5.b Reductions in lighting made only on advice of vet 	
	CL, CD	<ul style="list-style-type: none"> ■ HF.5.c Lighting intensity is at least 10 lux measured at bird eye level and recorded once every crop within the first 4 weeks, and illuminating at least 80% of the useable bird area, during lighting periods 	
	EW	<ul style="list-style-type: none"> ■ HF.5.d Lighting intensity is at least 50 lux provided by natural daylight through the provision of windows which equate to a minimum of 3% of the floor area 	
		<ul style="list-style-type: none"> ■ HF.5.e Artificial light can be used to supplement daylight on dark days 	
	CH	<ul style="list-style-type: none"> ■ HF.5.f Levels of natural or artificial lighting in chick grading areas is of a level that all chicks can be seen clearly ■ HF.5.g Holding rooms should be lit with controlled or blue lighting 	

Housing, Shelter and Handling Facilities (HF) (continued)

STANDARDS	ENTERPRISE	HOW YOU WILL BE MEASURED	
HF.5.1 Lighting follows a 24 hour rhythm REVISED	CB, CP, EW, CF, CL, CD	<ul style="list-style-type: none"> ■ HF.5.1.a Lighting patterns for the flock are recorded 	 <ul style="list-style-type: none"> ■ Lighting pattern records
	CB, CP, EW	<ul style="list-style-type: none"> ■ HF.5.1.b 24 hour rhythm includes periods of darkness lasting at least six hours, with at least one uninterrupted period of darkness lasting at least four hours 	
		<ul style="list-style-type: none"> ■ HF.5.1.c This occurs within seven days of the chickens being placed in the building and until three days before foreseen slaughter 	
	CF, CL, CD	<ul style="list-style-type: none"> ■ HF.5.1.d A minimum of 8 hours of natural or artificial light are provided in a 24 hour period 	
	EW	<ul style="list-style-type: none"> ■ HF.5.1.e Natural daylight is provided at all times during the natural daylight period from at least 5 days of age 	
	CF	<ul style="list-style-type: none"> ■ HF.5.1.f There is a minimum of 6 hours of continuous darkness in every 24 hour period, except: <ul style="list-style-type: none"> – when the natural dark period is shorter than 6 hours – during the first 7 days of brooding and the last 3 days prior to slaughter when the minimum continuous darkness is 2 hours in every 24 hour period 	
HF.5.2 Birds must have access to the range for at least half their lives	CF	<ul style="list-style-type: none"> ■ HF.5.2.a Birds have access to the range area for a minimum of 8 hours per day 	 <ul style="list-style-type: none"> ■ Pop hole opening records
HF.5.3 Facilities to reduce light must be available	CH		
HF.5.4 Windows equating to a minimum of 1% of the floor area must be fitted in all buildings which house birds UPGRADED	CB, CP, CF	<ul style="list-style-type: none"> ■ HF.5.4.a The translucent area of the windows equates to a minimum of 1% of the floor area 	
		<ul style="list-style-type: none"> ■ HF.5.4.b Windows are evenly distributed along the side panels providing uniform daylight throughout the building 	
		<ul style="list-style-type: none"> ■ HF.5.4.c Windows are double glazed to provide insulation and prevent condensation 	
		<ul style="list-style-type: none"> ■ HF.5.4.d Where glass is used it is laminated or toughened on the inside for added safety 	
		<ul style="list-style-type: none"> ■ HF.5.4.e Shutters are fitted in order that daylight can be closed out if required 	
		<ul style="list-style-type: none"> ■ HF.5.4.f Shutters are open from day 5 during daylight hours unless veterinary advice states otherwise 	


STANDARDS	ENTERPRISE	HOW YOU WILL BE MEASURED
<p>HF.5.5 (Recommendation) It is recommended that windows equating to 3% of the floor area are fitted in all buildings which house birds REVISED</p>	<p>CB, CP, CF</p>	<ul style="list-style-type: none"> ■ HF.5.5.a The translucent area of the windows equates to a minimum of 3% of the floor area ■ HF.5.5.b Windows are evenly distributed along the side panels providing uniform daylight throughout the building ■ HF.5.5.c Windows are double glazed to provide insulation and prevent condensation ■ HF.5.5.d Where glass is used it is laminated or toughened on the inside for added safety ■ HF.5.5.e Shutters are fitted in order that daylight can be closed out if required ■ HF.5.5.f Shutters are open from day 5 during daylight hours unless veterinary advice states otherwise ■ HF.5.5.g Recommendation to be upgraded to a full standard by Oct 2023
<p>HF.5.6 Windows must be fitted in all buildings which house birds</p>	<p>EW</p>	<ul style="list-style-type: none"> ■ HF.5.6.a The translucent area of the windows equates to a minimum of 3% of the floor area ■ HF.5.6.b Windows are evenly distributed along the side panels providing uniform daylight throughout the building ■ HF.5.6.c Windows are double glazed to provide insulation and prevent condensation ■ HF.5.6.d Where glass is used it is laminated or toughened on the inside for added safety ■ HF.5.6.e Shutters are fitted in order that daylight can be closed out if required (e.g. during extremely hot or cold days) ■ HF.5.6.f Shutters are open from day 5 during daylight hours unless veterinary advice states otherwise

Housing, Shelter and Handling Facilities (HF) (continued)

STANDARDS	ENTERPRISE	HOW YOU WILL BE MEASURED	
AIM: Housing should be specific to bird size and requirements			
HF.6 Key Housing/chick areas must be of sufficient size	CB, CP, CF, EW, CL, CD, CH	HF.6.a Birds are not kept in cages or multi-tier systems	<div style="border: 1px solid black; background-color: #f4b084; padding: 5px; text-align: center;"> R </div> <ul style="list-style-type: none"> ■ Chick placement records ■ Flock weight records
		HF.6.b Realistic key performance indicators are used when planning stocking densities	
		HF.6.c Key welfare indicators are not compromised by stocking regime, particularly in relation to weather conditions	
	CB	HF.6.d Planned stocking densities must not exceed 38kg/m ²	
	CP	HF.6.e Planned stocking densities must not exceed 30kg/m ²	
	EW	HF.6.f Stocking density must not exceed 30kg/m ²	
	CL, CD	HF.6.g Stocking density must not exceed 25kg/m ²	
	CF	HF.6.h Housing stocking density must not exceed 27.5 kg/m ²	
		HF.6.i Range stocking density must not exceed 1 bird per m ²	
HF.6.1 Houses must have plates which highlight important information	CB, CP, CF, EW, CL, CD	HF.6.1.a Plates list: <ul style="list-style-type: none"> – total floor space available to the birds – number of feeders and drinkers per flock – feed bin capacity 	
HF.6.2 If thinning is practiced, it must be limited to one thin per flock	EW		
AIM: Appropriate, well maintained facilities are available for specific activities			
HF.7 Housing areas must provide for the specific needs of young birds	CB, CP, CF, EW, CL, CD	HF.7.a On arrival, chicks are placed in pre-heated housing as soon as possible	
HF.7.1. Where eggs are hatched on-farm they must not be allowed to cool on placement REVISED	CB, CP, CF, EW	HF.7.1.a On arrival, eggs are placed in housing pre-heated to 34-35°C, or a temperature that achieves a litter surface temperature of 30°C	<div style="border: 1px solid black; background-color: #f4b084; padding: 5px; text-align: center;"> R </div> <ul style="list-style-type: none"> ■ Temperature records
		HF.7.1.b Egg shell temperature is monitored and recorded an hour post placement, and then every 3 hours until the egg temperature has stabilised (between 36-38.5°C), otherwise temperatures should continue to be checked 3 times a day until over 50% of chicks have hatched	

STANDARDS	ENTERPRISE	HOW YOU WILL BE MEASURED	
HF.7.2 Where eggs are hatched on-farm, chicks must be able to easily reach the floor after hatching	CB, CP, CF, EW	<ul style="list-style-type: none"> ■ HF.7.2.a Maximum drop is 35cm 	
HF.8 Automatic equipment is inspected once a day	CB, CP, CF, EW, CL, CD, CH	<ul style="list-style-type: none"> ■ HF.8.a Records kept of: <ul style="list-style-type: none"> – checks – malfunctions – rectifications 	<p>R</p> <ul style="list-style-type: none"> ■ Equipment inspection records
HF.8.1 An alternative power supply must be available which is capable of supplying all essential electrical systems within the poultry houses/ hatchery	CB, CP, CF, EW, CL, CD, CH	<ul style="list-style-type: none"> ■ HF.8.1.a Malfunctions are rectified immediately 	
		<ul style="list-style-type: none"> ■ HF.8.1.b Generators are tested weekly on load 	
HF.8.2 An alarm system must be in place which alerts stockmen to ventilation equipment failure	CB, CP, CF, EW, CL, CD, CH	<ul style="list-style-type: none"> ■ HF.8.2.a Alarm system responds to high and low temperatures and to failures in each phase of the mains electricity 	<p>R</p> <ul style="list-style-type: none"> ■ Alarm system checks ■ Alarm test records
		<ul style="list-style-type: none"> ■ HF.8.2.b Alarm systems are checked daily and records kept of: <ul style="list-style-type: none"> – checks – malfunction – rectifications 	
		<ul style="list-style-type: none"> ■ HF.8.2.c Alarm system works without mains power supply 	
HF.8.3 Alarms must be responded to within 15 minutes	CH	<ul style="list-style-type: none"> ■ HF.8.3.a When an alarm is triggered the following are recorded: <ul style="list-style-type: none"> – time – date – response 	<p>R</p> <ul style="list-style-type: none"> ■ Alarm records
HF.8.4 Incubation equipment is alarmed for high and low temperatures and mains failure REVISED	CH	<ul style="list-style-type: none"> ■ HF.8.4.a Incubation equipment includes both setters and hatchers 	
HF.8.5 All incubators in operation must be checked twice daily for temperature, humidity and direction of turn NEW	CH		<p>R</p> <ul style="list-style-type: none"> ■ Incubator records kept and displayed
HF.8.6 Chick and egg disposal equipment must be checked daily by trained operators to ensure it is working effectively, and a record kept of the outcome NEW	CH		<p>R</p> <ul style="list-style-type: none"> ■ Check records

Housing, Shelter and Handling Facilities (HF) (continued)



STANDARDS	ENTERPRISE	HOW YOU WILL BE MEASURED
AIM: Controls in place to prevent fire		
<p>HF.9 Fire prevention measures must be taken</p>	<p>CB, CP, CF, EW, CL, CD, CH</p>	<ul style="list-style-type: none"> ■ HF.9.a Safe use and storage of flammable/combustible materials ■ HF.9.b Every building exceeding 30m in length has two doors and complies with relevant building regulations, particularly with regard to fire escape exits ■ HF.9.c Access to building is restricted ■ HF.9.d Buildings are secure ■ HF.9.e Smoking is restricted to designated areas only ■ HF.9.f Machinery undergoes routine maintenance ■ HF.9.g Escape routes and passages are kept clear at all times ■ HF.9.h Notices are displayed in all main houses of the nearest telephone point
<div style="border: 1px solid black; padding: 5px;">  <p>WHERE TO FIND HELP</p> <ul style="list-style-type: none"> ■ Government guidance on farm fires and protecting farm animal welfare: https://www.gov.uk/government/publications/farm-fires-protecting-farm-animal-welfare ■ For additional guidance on animal welfare in severe weather visit: www.gov.uk/guidance/keeping-farm-animals-and-horses-in-extreme-weather ■ Further information on heat stress is provided in the Defra guidance document 'Heat Stress in Poultry: Solving the Problem': https://assets.publishing.service.gov.uk/government/uploads/system/uploads/attachment_data/file/69373/pb10543-heat-stress-050330.pdf </div>		

Feed and Water (FW)




STANDARDS	ENTERPRISE	HOW YOU WILL BE MEASURED
AIM: All birds receive a daily diet sufficient to maintain full health		
FW.1 Key Birds must be provided with sufficient feed	CB, CP, CF, EW, CL, CD	<ul style="list-style-type: none"> ■ FW.1.a The diet is adequate and suitable to the production status and body condition of the bird
	CL	<ul style="list-style-type: none"> ■ FW.1.b Males have sufficient feed to maintain body weight within the profile recommended by the breeding company
FW.2 Birds must be provided with sufficient access to feed REVISED	CB, CP, CF, EW, CL, CD	<ul style="list-style-type: none"> ■ FW.2.a Feed delivery systems are free of sharp edges, parts capable of causing injury and are adjustable to provide a comfortable feeding level
		<ul style="list-style-type: none"> ■ FW.2.b Feed delivery systems are checked daily for correct performance and cleanliness
		<ul style="list-style-type: none"> ■ FW.2.c Birds do not have to travel more than 4m within the confines of the house to reach feed
	CB, EW	<ul style="list-style-type: none"> ■ FW.2.d Feed space allowances are provided at a minimum of: <ul style="list-style-type: none"> – pan feeders – 1 linear metre per 100 birds – chain feeders – 0.75 linear metre per 100 birds
	CP, CF	<ul style="list-style-type: none"> ■ FW.2.e For Poussin and in the case of Brood & Move to Free Range, feed space allowances in the house (CP)/brood house (CF) are provided at a minimum of: <ul style="list-style-type: none"> – broiler pan feeders – 1.00 linear metre per 150 birds – broiler chain feeders – 0.75 linear metre per 150 birds
	CF	<ul style="list-style-type: none"> ■ FW.2.f Feed space allowances are provided at a minimum of: <ul style="list-style-type: none"> – broiler pan feeders – 1.25 linear metre per 100 birds – broiler chain feeders – 1.00 linear metre per 100 birds
	CL, CD	<ul style="list-style-type: none"> ■ FW.2.g Feed space allowances are provided at a minimum: <ul style="list-style-type: none"> – 10cm per side per breeding female of trough space – 7cm circumference per bird on pan feeders
	CL	<ul style="list-style-type: none"> ■ FW.2.h In breeder flocks female feeders may be fitted with male excluders with separate male feeders provided
	CD	<ul style="list-style-type: none"> ■ FW.2.i Floor feeding is acceptable
	CF	<ul style="list-style-type: none"> ■ FW.2.j Feed is not provided on the range


Feed and Water (FW) (continued)

STANDARDS	ENTERPRISE	HOW YOU WILL BE MEASURED	
<p>FW.3 Key Birds must be provided with adequate access to a supply of fresh, clean drinking water</p> <p>REVISED</p>	<p>CB, CP, CF, EW, CL, CD</p>	<p>■ FW.3.a Drinker height is checked daily, and drinkers are positioned and maintained in a way that spillage is minimised</p>	
		<p>■ FW.3.b Adequate water supply is available right up to depopulation</p>	
		<p>■ FW.3.c Non-mains water is tested every 6 months to ensure it is potable and results are recorded</p>	<p>R</p> <p>■ Non-mains water test results</p>
		<p>■ FW.3.d Header tanks are covered and hygienically managed; regular cleaning and disinfection of tanks and drinking lines</p>	
	<p>CB, CP, CF, EW, CL, CD</p>	<p>■ FW.3.e Birds do not have to travel more than 3m within the confines of the house to reach water</p>	<p>■ FW.3.f Water space allowances are provided at a minimum of: – bells – 1 bell per 150 birds – nipples and cups – 1 nipple/cup per 10 to 20 birds depending on manufacturers' recommendations, water pressure and flow rate or 1 large cup per 60 birds</p>
	<p>CB, CF, EW</p>	<p>■ FW.3.g In the case of Brood & Move to Free Range Water space allowances in the brood house are provided at a minimum of: – bells - 1 bell per 150 birds – nipples and cups - 1 nipple/cup per 20 to 40 birds depending on manufacturers' recommendations, water pressure and flow rate or 1 large cup per 90 birds</p>	
	<p>CF</p>	<p>■ FW.3.h Water space allowances are provided at a minimum of: – bells – 1 bell per 250 birds – nipples and cups – 1 nipple/cup per 10 to 30 birds depending on manufacturers' recommendations, water pressure and flow rate</p>	<p>■ FW.3.i Water space allowances are provided at a minimum of: – bells – 1 bell per 100 birds – nipples and cups – 1 nipple/cup per 10 to 20 birds depending on manufacturer's recommendations, water pressure and flow rate or 1 large cup per 40 birds</p>
	<p>CP</p>		
	<p>CL, CD</p>	<p>■ FW.3.j Each house has a water meter and consumption rate is recorded daily</p>	<p>R</p> <p>■ Water consumption records</p>
<p>CB, CP, CL, CD, EW</p>	<p>■ FW.3.k Each house has a water meter and consumption rate is recorded daily, for mobile systems there is a water meter available per field</p>		
<p>CF</p>	<p>■ FW.3.l Water is not provided on the range</p>		
<p>FW.3.1 A system must be in place to ensure that any water supply problems are identified and rectified within a timescale that does not compromise welfare</p>	<p>CB, CP, EW, CH, CL, CD, CF</p>	<p>■ FW.3.1.a There is an emergency water supply capable of providing water at maximum demand for 24 hours</p>	

STANDARDS	ENTERPRISE	HOW YOU WILL BE MEASURED	
AIM: Animal feed is suitable and traceable			
FW.4 Key Feed must be suitable	CB, CP, CF, EW, CL, CD	<ul style="list-style-type: none"> ■ FW.4.a Feed is palatable (i.e. not stale or contaminated) 	
		<ul style="list-style-type: none"> ■ FW.4.b Feed only includes feed materials and additives permitted by the scheme and UK and EU law 	
		<ul style="list-style-type: none"> ■ FW.4.c The composition of all purchased and home mixed feed is known 	
		<ul style="list-style-type: none"> ■ FW.4.d Antibiotic or hormonal growth promoters are not used 	
		<ul style="list-style-type: none"> ■ FW.4.e Feed does not contain meat and bone meal, poultry by-products or tallow 	
FW.4.1 Feed formulas must comply with the poultry meat marketing legislation	CF	<ul style="list-style-type: none"> ■ FW.4.1.a A minimum of 70% cereals during the fattening stage (half of life) 	
		<ul style="list-style-type: none"> ■ FW.4.1.b For corn fed a minimum of 50% maize during the fattening stage (half of life) 	
FW.5 Bought-in feed must be from an assured source or in specific circumstances with a warranty declaration	CB, CP, CF, EW, CL, CD	<ul style="list-style-type: none"> ■ FW.5.a The following materials are sourced as follows: <ul style="list-style-type: none"> – compounds and blended feed - UFAS, or equivalent – bagged or sealed compounded or blended feed - from a UFAS merchant a UFAS, or equivalent, compounder – straights - UFAS, FEMAS, or equivalent, or a farm that is a member of a combinable crops assurance scheme accompanied by a completed grain passport – processed food by-products – UFAS, FEMAS, or equivalent 	
		<ul style="list-style-type: none"> ■ FW.5.b The following materials are sourced with a completed warranty declaration: <ul style="list-style-type: none"> – farm-to-farm supplies of any feeds unexpectedly in surplus 	 <ul style="list-style-type: none"> ■ Warranty declaration
GUIDANCE			
<p>See Appendix for equivalent schemes. Red Tractor warranty declaration template provides details of what information should be included.</p>			
FW.6 Records of all feedstuffs purchased must be kept	CB, CP, CF, EW, CL, CD	<ul style="list-style-type: none"> ■ FW.6.a Feed records detail: <ul style="list-style-type: none"> – supplier name – feed type including ingredient composition – date of delivery – quantity – load or batch number 	 <ul style="list-style-type: none"> ■ Feed delivery documents/ invoices/warranty declarations/grain passports/own records
		<ul style="list-style-type: none"> ■ FW.6.b Records are kept for 2 years. 	
		<ul style="list-style-type: none"> ■ FW.6.c Samples of each delivery of feed are taken and kept for three months 	

Feed and Water (FW) (continued)

STANDARDS	ENTERPRISE	HOW YOU WILL BE MEASURED	
AIM: On-farm mixing produces safe animal feed			
FW.7 When mixing two or more feed materials together records must be kept	CB, CP, CF, EW, CL, CD	FW.7.a For total mixed rations (TMR) that incorporate forages or moist feeds produced on a daily basis, produce a records of the ingredients and quantities and update it when the mix changes	
		FW.7.b For home mixed compounds, meals or blends based on dry feed ingredients records of every batch mixed are kept detailing ingredients, quantities, mixing dates	 ■ Home mixing feed records kept for 2 years
GUIDANCE <i>Forage only, (forage top-dressed with concentrates) or single feeds mixed with water do not require records.</i>			
FW.7.1 Wheat for incorporation as whole wheat must be treated for the control of Salmonella	CB, CP, CF, EW, CL, CD	FW.7.1.a Treatment records are kept include: <ul style="list-style-type: none"> – date of treatment – method used – name of product – batch number 	 ■ Feed treatment records
FW.8 When the mix formulation changes samples must be kept	CB, CP, CF, EW, CL, CD	FW.8.a Samples of dry feed ingredients (over 3% inclusion) are kept	
		FW.8.b For dry mixes, samples of finished feed mix are kept	
		FW.8.c Samples are kept for a minimum of 4 weeks after last use	
		FW.8.d Samples are: <ul style="list-style-type: none"> – representative (small samples from several different points) of adequate quantity (approx. 0.5 kg) – free from contamination – identifiable (labelled with feed details and date) – stored in a cool, dry area 	
FW.9 If mixing using 'pre-mixtures', 'additives' or medicated feeds you must have local authority approval and meet any associated obligations	CB, CP, CF, EW, CL, CD	FW.9.a Not applicable to the inclusion of bought in mineral feeding stuffs (labelled as such) used in TMRs	 ■ Local authority approval ■ HACCP ■ Quality control plan ■ VMD approval
		FW.9.b You have local authority approval, a HACCP system in place and a quality control plan if mixing using: <ul style="list-style-type: none"> – feed additives (labelled as such); substances such as vitamins, trace elements (e.g. copper, zinc) and preservatives – pre-mixtures (labelled as such); are mixtures of feed additives at high concentration 	
		FW.9.c If you are incorporating medicated feeds you have additional approval from the Veterinary Medicines Directorate (VMD)	




STANDARDS	ENTERPRISE	HOW YOU WILL BE MEASURED	
FW.10 Mobile feed milling and/or mixing contractors must be suitably certified	CB, CP, CF, EW, CL, CD	<ul style="list-style-type: none"> ■ FW.10.a Contractors certified to the NAAC Assured Land-Based Contractor Mobile Feed Mixing and Processing Scheme, or scheme deemed equivalent by Red Tractor 	<div style="display: flex; align-items: center; justify-content: center;"> <div style="border: 1px solid black; border-radius: 50%; width: 20px; height: 20px; display: flex; align-items: center; justify-content: center; margin-right: 5px;">R</div> <ul style="list-style-type: none"> ■ Contractor's NAAC registration number </div>
AIM: Feed remains clean, palatable and free from contamination			
FW.11 Controls must be in place to minimise the risk of contamination of feeds by machinery and equipment	CB, CP, CF, EW, CL, CD	<ul style="list-style-type: none"> ■ FW.11.a All feeding and mixing equipment and lorries/trailers/feed boxes/ buckets used for transporting feed are maintained in a clean condition and are suitable for purpose 	
		<ul style="list-style-type: none"> ■ FW.11.b Particular attention is paid to cleaning between batches if feed contains additives or medication 	
FW.12 Key Feed must be stored in a manner which minimises the risk of contamination REVISED	CB, CP, CF, EW, CL, CD	<ul style="list-style-type: none"> ■ FW.12.a Storage facilities protect against feed contamination by domesticated animals, wildlife and vermin 	
		<ul style="list-style-type: none"> ■ FW.12.b In loose feed storage areas, lighting is covered or shatterproof bulbs are used 	
		<ul style="list-style-type: none"> ■ FW.12.c Risk of cross-contamination is minimised by ensuring feed is readily identifiable and keeping different feeds separate 	
		<ul style="list-style-type: none"> ■ FW.12.d Medicated feed is managed in a way which ensures withdrawal periods are met 	<div style="display: flex; align-items: center; justify-content: center;"> <div style="border: 1px solid black; border-radius: 50%; width: 20px; height: 20px; display: flex; align-items: center; justify-content: center; margin-right: 5px;">R</div> <ul style="list-style-type: none"> ■ Medicated feed use procedure </div>
		<ul style="list-style-type: none"> ■ FW.12.e Medicated feed is kept in separate, clearly labelled bulk storage or bags 	
<div style="display: flex; align-items: flex-start;"> <div style="margin-right: 10px;">  </div> <div> <p>WHERE TO FIND HELP</p> <ul style="list-style-type: none"> ■ To check if your supplier is UFAS or FEMAS assured visit: www.aictradeassurance.org.uk ■ For further guidance on the Feed Hygiene Regulation visit: https://www.food.gov.uk/business-industry/farmingfood/animalfeed/animalfeedlegislation/approvregfeedguidance ■ To check if your mobile feed mixer contractor is assured visit: www.naac.co.uk ■ To find a registered feed adviser and check the Feed Adviser Register registration of your adviser using their membership number visit: https://www.agindustries.org.uk/feed-adviser-register.html ■ The FSA have produced guidance on how to reduce nicarbazin residues in chicken </div> </div>			

Animal Health and Welfare (AH)

STANDARDS	ENTERPRISE	HOW YOU WILL BE MEASURED
AIM: Proactive management of the health and welfare of all birds through planning and reviewing		
<p>AH.1 Key A flock health plan to proactively manage and improve health and welfare of birds must be established and implemented REVISED</p>	<p>CB, CF, CP, EW, CH, CL, CD</p>	<ul style="list-style-type: none"> ■ AH.1.a Is specific to a farm or group of farms under same company's control ■ AH.1.b Is prepared and reviewed by the vet that has overall responsibility for the care of the animals ■ AH.1.c Is reviewed annually or more often in the event of substantial changes to husbandry practices or poor performance ■ AH.1.d Contains a strategy for the prevention and control of common diseases ■ AH.1.e Sets out health and husbandry procedures covering the whole of the production cycle ■ AH.1.f Sets out a vaccination programme, which is tailored to the needs of the farm ■ AH.1.g Is available to all members of staff who have responsibility for birds <p style="text-align: right;"> R ■ Health plan </p>
<p>AH.1.1 Key Only breeds acceptable to the scheme can be used REVISED</p>	<p>EW, CF</p>	<ul style="list-style-type: none"> ■ AH.1.1.a Acceptable breeds are: <ul style="list-style-type: none"> – Hubbard: JA757, JA787, JA957, JA987, Redbro (indoor use only), Norfolk Black, JACY57 – Aviagen: Rambler Ranger, Ranger Classic, Ranger Gold <p style="text-align: right;"> R ■ Hatchery delivery note </p>


STANDARDS	ENTERPRISE	HOW YOU WILL BE MEASURED	
AH.2 Records of the health and performance of all birds must be maintained	CB, CF, CP, EW, CH, CL, CD	AH.2.a Records are present for current and previous flock/hatchery cycles	R ■ Health and performance records
		AH.2.b Records are up to date	
	CB, CF, CP, EW, CL, CD	AH.2.c Health and performance records contain as a minimum: <ul style="list-style-type: none"> – number of eggs, chicks or birds delivered – date eggs/chicks/birds delivered – origin of flock (hatchery, breeder flock) – breed – daily mortality rate and cumulative daily mortality rate, including culls – hatchability (where eggs are hatched on-farm) – date of sale, number sold and average weight – litter used – incidence of disease – post-mortem records – levels of P.M.I. rejections 	
		AH.2.d <ul style="list-style-type: none"> – any problems or extraordinary events – veterinary advice 	
		AH.2.e <ul style="list-style-type: none"> – injury and cull records for each hatching day 	
AH.3 Health and performance records must be reviewed regularly	CB, CF, CP, EW, CL, CD	AH.3.a Regular review of records to identify key issues	R ■ Key issues documented in flock health plan
CB, CF, CP, EW,	AH.3.b Tolerance limits are in place <ul style="list-style-type: none"> – mortality should not exceed 5% – P.M.I rejections should not exceed 1.5% 		
CL, CD	AH.3.c Tolerance limits are in place <ul style="list-style-type: none"> – mortality should not exceed 5% 		
CB, CF, CP, EW, CL, CD	AH.3.d If tolerance limits are exceeded veterinary advice is sought		
AIM: The health and welfare of all birds is being checked and managed			
AH.4 The health and welfare of birds must be met at all times	CB, CF, CP, EW, CH, CL, CD	AH.4.a Any health or welfare issues have been detected and are being managed	

Animal Health and Welfare (AH) (continued)

STANDARDS	ENTERPRISE	HOW YOU WILL BE MEASURED	
AH.4.1 Environmental enrichment must be provided from day 3 at the latest REVISED	CB, CF, CP, EW	AH.4.1.b Environmental enrichment is evenly spaced throughout the house	
		AH.4.1.c <ul style="list-style-type: none"> – at least 1 bale per 1,000 birds used throughout the bird's life – bales of shavings or straw (processed or chopped) are wrapped or treated (except where homegrown or locally procured straw is used) – bales are placed in the house prior to chick placement and are evenly distributed by day 3 	
	CB, CP	AH.4.1.d Perches/platform perches <ul style="list-style-type: none"> – 2 linear metres of usable perch space per 1000 birds or – 0.3m² of platform perch per 1000 birds – perches/platform perches should be no more than 15cm off the ground – perches/platform perches promote natural perching behaviour and do not cause damage/injury to birds 	
		AH.4.1.e Perches/platform perches <ul style="list-style-type: none"> – 2 linear metres of usable perch space per 1000 birds or – 0.3m² of platform perch per 1000 birds – perches/platform perches should have a minimum height of 10cm to facilitate perching from an early age and a maximum height of 80cm off the ground, depending on the age of the birds – perches/platform perches promote natural perching behaviour and do not cause damage/injury to birds 	
	CB, CF, CP, EW	AH.4.1.f Pecking objects <ul style="list-style-type: none"> – at least 1 pecking object per 1,000 birds 	
AH.4.1.g When reusable, environmental enrichment is capable of being cleaned and disinfected			
AH.4.1.h Enrichments are maintained/replaced throughout the rearing period, as necessary			
AH.4.1.i After a thin, all environmental enrichment is replaced to ensure the correct level of enrichment for the number of birds in the shed			
AH.4.2 Where eggs are hatched on-farm they must not be placed until day 17 of the incubation period REVISED	CB, CF, CP, EW		 <ul style="list-style-type: none"> ■ Egg delivery records
AH.4.3 Only eggs that have been candled at the hatchery may be placed for hatching on farm	CB, CF, CP, EW		 <ul style="list-style-type: none"> ■ Confirmation of candling on egg delivery records
AH.4.4 Where eggs are hatched on-farm, eggs are monitored regularly during hatching	CB, CF, CP, EW	AH.4.4.a Eggs are monitored at least 3 times daily	 <ul style="list-style-type: none"> ■ Flock inspection records

STANDARDS	ENTERPRISE	HOW YOU WILL BE MEASURED	
AH.5 The health and welfare of birds must be checked regularly	CB, CF, CP, EW, CH, CL, CD	AH.5.a Regular checks looking for signs of illness, injury and stress	R ■ Flock inspection records
		AH.5.b Flock inspection is carried out at least twice daily	
		AH.5.c Chicks are monitored at least 3 times daily until 72 hours of age	
		AH.5.d Stockmen walk within 3m of every bird and encourage them to move	
		AH.5.e Records of inspections are made and include observations, problems identified and any remedial action taken	
AH.5.1. Signs of hock marking and pododermatitis must be monitored and recorded	CB, CF, CP, EW	AH.5.1.a Levels of hock marking should not normally exceed 15%	R ■ Hock marking and pododermatitis records
AH.6. Key Birds must be handled in a way that avoids injury and minimises stress	CB, CF, CP, EW, CH, CL, CD		
AIM: The health and welfare of all birds is being managed by competent people			
AH.7 Key All persons looking after the health and welfare of birds/ chicks must be demonstrably competent	CB, CF, CP, EW, CL, CD	AH.7.a Staff have skills and knowledge in: <ul style="list-style-type: none"> – normal and abnormal bird behaviour – fear reactions – signs of good health and poor health and disease – correct handling of birds – litter management – signs of thermal stress in birds and procedures to be followed in event of a problem 	
		AH.7.b You are satisfied that any contractors used are competent	
AH.7.1 There must be a named Welfare Officer who is responsible for coordinating welfare on-farm/in the hatchery NEW	CB, CF, CP, EW, CH, CL, CD	AH.7.1.a The Welfare Officer's name and contact number are displayed on farm/ in the hatchery	
		AH.7.1.b The Welfare Officer is responsible for: <ul style="list-style-type: none"> – liaison with vets, Defra, APHA – ensuring all staff are fully trained in welfare issues – monitoring welfare policies, procedures and standards 	
AH.7.2 Key All poultry farms/hatcheries must retain the services of a named veterinary surgeon or practice	CB, CF, CP, EW, CH, CL, CD		




Animal Health and Welfare (AH) (continued)

STANDARDS	ENTERPRISE	HOW YOU WILL BE MEASURED
AIM: Effective and appropriate management of sick or injured birds		
AH.8 Key Sick or injured birds/chicks must receive prompt attention in order that suffering is not prolonged	CB, CF, CP, EW, CH, CL, CD	<ul style="list-style-type: none"> ■ AH.8.a If mortality by house exceeds 0.3% in a 24 hour period the cause is investigated
AH.9 Key Birds that do not respond to treatment or require emergency euthanasia must be promptly and humanely euthanased by a trained and competent person	CB, CF, CP, EW, CL, CD	<ul style="list-style-type: none"> ■ AH.9.a Decision to euthanase made by a trained and competent person
		<ul style="list-style-type: none"> ■ AH.9.b Euthanasia is carried out by dislocation of the neck, a percussion killer recommended by the Humane Slaughter Association (HSA) or another method permitted by legislation and recommended by the HSA
		<ul style="list-style-type: none"> ■ AH.9.c Staff that euthanase birds are trained
	CH	<ul style="list-style-type: none"> ■ AH.9.d Decision to euthanase made by a trained and competent person
		<ul style="list-style-type: none"> ■ AH.9.e Euthanasia carried out in accordance with a documented method that is recommended by the Humane Slaughter Association, at no more than 15 minute intervals
		<ul style="list-style-type: none"> ■ AH.9.f In-shell embryos are macerated in accordance with relevant legislation
		<ul style="list-style-type: none"> ■ AH.9.g Unviable chicks are identified and euthanased
		<ul style="list-style-type: none"> ■ AH.9.h Staff that euthanase chicks are trained
AH.9.1 Where eggs are hatched on-farm, nonviable chicks must be promptly and humanely euthanased by a trained and competent person	CB, CP, CF, EW	<ul style="list-style-type: none"> ■ AH.9.1.a Decision to euthanase made by a trained and competent person
		<ul style="list-style-type: none"> ■ AH.9.1.b In shell embryos (unhatched or partially pipped eggs) and non-viable chicks are euthanased in accordance with relevant legislation
		<ul style="list-style-type: none"> ■ AH.9.1.c Euthanasia is carried out within 15 minutes of the decision to euthanase
AH.9.2 All equipment used for euthanasia of birds, chicks and embryos must be inspected daily by trained and competent staff to ensure it is working effectively	CB, CP, CF, EW	<ul style="list-style-type: none"> ■ AH.9.2.a If a problem is identified, use of the equipment is stopped and corrective action taken
		<ul style="list-style-type: none"> ■ AH.9.2.b Equipment is appropriate for the type of cull
		<ul style="list-style-type: none"> ■ AH.9.2.c A documented back-up method of euthanasia is in place in case of equipment failure
		<div style="text-align: right;">  <ul style="list-style-type: none"> ■ Documented back-up method </div>

STANDARDS	ENTERPRISE	HOW YOU WILL BE MEASURED	
AH.10 Flocks must be monitored for Salmonella under the National Control Programme	CB, CP, EW, CF	<ul style="list-style-type: none"> ■ AH.10.a Tests are carried out in a Government authorised laboratory 	<div style="text-align: center;">R</div> <ul style="list-style-type: none"> ■ Salmonella testing records kept for two years ■ Cleaning and disinfection procedure
		<ul style="list-style-type: none"> ■ AH.10.b Where a flock has been confirmed as infected a written cleaning and disinfection procedure is implemented 	
		<ul style="list-style-type: none"> ■ AH.10.c Confirmed infected flocks are sent for slaughter at the end of the processing plant's daily programme 	
	CB, CP, EW,	<ul style="list-style-type: none"> ■ AH.10.d Two pairs of boot swabs per flock (house or airspace) are taken within three weeks of any slaughter 	
	CF	<ul style="list-style-type: none"> ■ AH.10.e Flocks are tested a minimum of 7 days prior to slaughter for Salmonella under the National Control Programme 	
	CB, CP, EW	<ul style="list-style-type: none"> ■ AH.10.f Records of tests are kept which include: <ul style="list-style-type: none"> – the date on which the sample was taken – where there is more than one flock on the holding, the identification of the flock. The flock should be identified by the house name/ number, month and year the flock was moved into the house – the age of the flock sampled – the Government approved laboratory to which the sample was sent and the result of each test when it is received from the testing laboratory – the date of intended slaughter 	



Animal Health and Welfare (AH) (continued)

STANDARDS	ENTERPRISE	HOW YOU WILL BE MEASURED	
<p>AH.10.1 Breeder Layer and Breeder Replacement flocks must be monitored for Salmonella under the National Control Programme</p>	CL, CD	<p>■ AH.10.1.a Tests are carried out in a Government authorised laboratory</p>	<p>R</p> <ul style="list-style-type: none"> ■ Salmonella testing records kept for two years ■ Cleaning and disinfection procedure
		<p>■ AH.10.1.b Where a flock has been confirmed as infected a written cleaning and disinfection procedure is implemented</p>	
	CD	<p>■ AH.10.1.c Samples are taken from each breeding flock:</p> <ul style="list-style-type: none"> – when the birds in the flock are chicks (chick box liners — one liner for each 500 chicks delivered, up to a maximum of 10 liners per hatchery delivery. – all chicks dead on arrival and culls at day old-up to a maximum of 60 per hatchery delivery) – when the birds in the flock are four weeks old – two weeks before the date the flock is expected to come into lay or move to the laying phase or laying unit (samples to be boot swabs or faeces as outlined in the NCP) 	
	CL	<p>■ AH.10.1.d Samples are taken from each breeding flock:</p> <ul style="list-style-type: none"> – two weeks before the date the flock is expected to come into lay or move to the laying phase or laying unit – every second week during the laying period or every three weeks if a derogation has been given by APHA when the country has achieved its national target 	
	CL, CD	<p>■ AH.10.1.e Records of tests are kept which include:</p> <ul style="list-style-type: none"> – the date on which the sample was taken and the type of sample (boot swab or pooled faeces) – the identification of the flock. The flock should be identified by the house name/number, month and year the flock was moved into the house – the age of the flock sampled – the Government approved laboratory to which the sample was sent and the result of each test when it is received from the testing laboratory 	
		<p>■ AH.10.1.f Egg supplies cease immediately from a house if <i>S. enteritidis</i> or <i>S. typhimurium</i> is positively confirmed</p> <ul style="list-style-type: none"> – egg supplies are recovered, destroyed and disposed of 	
		<p>■ AH.10.1.g Slaughter programme is implemented if <i>S. enteritidis</i> or <i>S. typhimurium</i> is positively confirmed</p>	
		<p>■ AH.10.1.h Subsequent flocks are not brought onto farm until it is confirmed as Salmonella negative</p>	<p>R</p> <ul style="list-style-type: none"> ■ Environmental swab test results

STANDARDS	ENTERPRISE	HOW YOU WILL BE MEASURED	
AH.10.2 Hatcheries must be monitored for Salmonella	CH	<ul style="list-style-type: none"> ■ AH.10.2.a Tests are carried out in a Government authorised laboratory 	 <ul style="list-style-type: none"> ■ Salmonella testing records kept for two years
AH.10.3 Flocks must be tested to determine Mycoplasma gallisepticum and Mycoplasma synoviae status REVISED	CL	<ul style="list-style-type: none"> ■ AH.10.3.a Flocks are tested as a minimum <ul style="list-style-type: none"> – at 27 weeks old – between 45-47 weeks old 	 <ul style="list-style-type: none"> ■ Flock M. gallisepticum and M. synoviae testing records
		<ul style="list-style-type: none"> ■ AH.10.3.b Testing records with <ul style="list-style-type: none"> – date of testing – results of testing are retained for at least 5 years and communicated to the hatchery <p>a positive test will be considered to be a field strain infection unless laboratory testing on the isolated Mycoplasma shows this is caused by a vaccine strain</p>	
AH.10.4 Birds must not be slaughtered before 56 days of age	CF		
AH.10.5 Parent stock must be vaccinated with a licensed S. enteritidis and S. typhimurium vaccine	CL, CD	<ul style="list-style-type: none"> ■ AH.10.5.a In countries in which the Chief Veterinary Officer has confirmed that poultry are S. enteritidis and S. typhimurium free a derogation will be considered 	
AH.10.6 Moulting must not be induced	CL		
 WHERE TO FIND HELP <ul style="list-style-type: none"> ■ Further information on animal health and welfare is given in the Code of Recommendations for the Welfare of Livestock - Meat Chickens and Breeding Chickens at: https://www.gov.uk/government/publications/poultry-on-farm-welfare ■ Guidance on animal health and disease can be found at: www.nadis.org.uk ■ The Humane Slaughter Association provide information on euthanasia on their website: www.hsa.org.uk 			

Hatchery Eggs (HC)

STANDARDS	ENTERPRISE	HOW YOU WILL BE MEASURED	
AIM: Hatchery eggs are fit for purpose			
HC.1 Eggs from flocks infected with <i>Salmonella enteritidis</i> or <i>Salmonella typhimurium</i> must not be admitted to the hatchery	CH	<ul style="list-style-type: none"> ■ HC.1.a Hatchery has ensured that breeding flocks supplying eggs have been tested for Salmonella 	
HC.2 All incoming eggs must be from breeder flocks certified <i>Mycoplasma gallisepticum</i> free and of known <i>Mycoplasma synoviae</i> status REVISED	CH	<ul style="list-style-type: none"> ■ HC.2.a The setting of eggs from <i>Mycoplasma gallisepticum</i> and/or <i>Mycoplasma Synoviae</i> positive flocks should be avoided. If unavoidable, the continued use of eggs from positive flocks must be accompanied by a documented mycoplasma containment plan that covers the following basic parameters: <ul style="list-style-type: none"> – methods of containment of the spread of the mycoplasma concerned – an intervention plan in the event of health and welfare problems associated with the mycoplasma (breeder and progeny) – programmed depletion of the affected flock(s) at the earliest opportunity with due consideration for the availability of hatching eggs A positive test will be considered to be a field strain infection unless laboratory testing on the isolated mycoplasma shows this is caused by a vaccine strain 	<p>R</p> <ul style="list-style-type: none"> ■ Flock <i>M. gallisepticum</i> and <i>M. synoviae</i> testing records ■ Mycoplasma containment plan
HC.3 One way product flow must be maintained from egg receipt to chick dispatch	CH		
HC.4 Incoming air must be filtered and a positive airflow from eggs to chicks must be maintained REVISED	CH	<ul style="list-style-type: none"> ■ HC.4.a Filters are cleaned/changed weekly or in accordance with manufacturers instructions 	
		<ul style="list-style-type: none"> ■ HC.4.b Records of weekly filter checks are kept 	<p>R</p> <ul style="list-style-type: none"> ■ Filter check records
		<ul style="list-style-type: none"> ■ HC.4.c Exhaust systems will take into account where down and dust may go and who may be affected by it 	
HC.5 Differentiation must be maintained between 'clean' and 'dirty' areas	CH	<ul style="list-style-type: none"> ■ HC.5.a Staff are aware of these requirements and are provided with dedicated protective clothing and footwear 	
		<ul style="list-style-type: none"> ■ HC.5.b Equipment is segregated between 'clean' and 'dirty' areas 	
HC.6 All eggs must be fumigated or sanitised prior to setting NEW	CH	<ul style="list-style-type: none"> ■ HC.6.a Fumigation and sanitising parameters are recorded for each batch 	<p>R</p> <ul style="list-style-type: none"> ■ Fumigation/sanitising parameter records ■ Written fumigation procedure

STANDARDS	ENTERPRISE	HOW YOU WILL BE MEASURED	
HC.7 Incubation hatcher and setter equipment must be easy to clean, in good working order and sealed to the floor	CH		
HC.7.1 Automation and conveyors must not cause injury to chicks	CH		
HC.8 The hatchery must have a dedicated egg store and a designated setter room	CH		
HC.9 Eggs must be stored in a temperature and humidity controlled room REVISED	CH		 <ul style="list-style-type: none"> ■ Daily records of temperatures in incubator and hatcher rooms
HC.10 Hatching eggs must be identifiable REVISED	CH	<ul style="list-style-type: none"> ■ HC.10.a The following can be identified for each egg: <ul style="list-style-type: none"> – farm of origin – date of lay – flock/house ID – age of flock 	
		<ul style="list-style-type: none"> ■ HC.10.b Floor eggs and dirty nest eggs are labelled and stored separately 	
HC.11 The hatchery must retain production records for each consignment of eggs REVISED	CH	<ul style="list-style-type: none"> ■ HC.11.a Production records include: <ul style="list-style-type: none"> – farm of origin – date of lay – date of collection and vehicle identity – setting date – setter number – transfer date – hatchery number – chick and cull numbers (hatchability) – transport records which include quantity, destination and drivers name – placement details 	 <ul style="list-style-type: none"> ■ Production records




Hatchery Eggs (HC) (continued)

STANDARDS	ENTERPRISE	HOW YOU WILL BE MEASURED	
HC.12 Eggs and chicks must be transported in purpose built vehicles REVISED	CH	HC.12.a Vehicles are fitted with: <ul style="list-style-type: none"> – a powered ventilation system – a temperature recording system – an in-cab read-out – a load-locking system – a tail-lift (where applicable) 	
		HC.12.b Vehicles equipped to regulate temperature by actively regulating airflow and ventilation	
		HC.12.c Vehicles are easily cleanable	
		HC.12.d If carrying chicks the driver has means of communication in the event of emergency	
		HC.12.e If the load is left unattended it is locked	
HC.13 A vehicle cleaning and sanitation policy is in place	CH	HC.13.a Vehicles are cleaned internally between loads	
		HC.13.b Vehicles are cleaned between loads, unless a split delivery is being carried out	
HC.14 Injured or sick chicks must not be transported NEW	CH	HC.14.a Injured or sick chicks are humanely culled immediately	<div style="text-align: center;"> R ■ Mortality records </div>
HC.15 The time between hatch and unloading at the farm must not exceed 72 hours NEW	CH		
HC.16 Chicks must be placed in clean, dry, ventilated containers NEW	CH	HC.16.a Containers or trolleys are labelled to ensure traceability	

Breeder Layer Eggs (BE)


STANDARDS	ENTERPRISE	HOW YOU WILL BE MEASURED
AIM: Controls in place to prevent contamination		
<i>BE.1 (Recommendation)</i> It is recommended that eggs are collected using an automated nest box system	CL	
BE.2 Egg collecting staff must sanitise their hands prior to handling eggs and between handling floor eggs and nest eggs	CL	
BE.3 All eggs found to be cracked, defective or dirty must be identified and rejected. These eggs must be kept separate from clean eggs	CL	
BE.4 Eggs must be collected at minimum frequencies	CL	<ul style="list-style-type: none"> ■ BE.4.a In rollaway systems eggs are collected once per day
		<ul style="list-style-type: none"> ■ BE.4.b In other systems eggs are collected twice per day
		<ul style="list-style-type: none"> ■ BE.4.c Floor eggs are collected three times a day
BE.5 All eggs selected for hatching must be placed in clean, dry trays and placed into suitable storage rooms as soon as possible	CL	<ul style="list-style-type: none"> ■ BE.5.a Storage rooms are no more than 21°C
BE.6 Hatching eggs must be marked with a black mark using an indelible pen	CL	
BE.7 Each trolley must be marked with the breeder farm and date laid	CL	
BE.8 Egg collection records must be kept	CL	<ul style="list-style-type: none"> ■ BE.8.a Egg collection records are kept for 3 years and include the following details: <ul style="list-style-type: none"> – quantities collected – quantity of floor eggs – number of reject eggs
		<div style="border: 1px solid black; border-radius: 50%; width: 30px; height: 30px; display: flex; align-items: center; justify-content: center; margin: 0 auto;">R</div> <ul style="list-style-type: none"> ■ Egg collection records

Biosecurity And Disease Control (BI)

STANDARDS	ENTERPRISE	HOW YOU WILL BE MEASURED	
AIM: Effective biosecurity measures to prevent the spread of disease and protect food safety and bird health			
BI.1. Key A documented Biosecurity policy must be in place REVISED	CB, CF, CP, EW, CH, CL, CD	BI.1.a Policy is specific to the farm/hatchery	 ■ Biosecurity policy
		BI.1.b Policy details control measures to minimise the spread of disease on farm and between farms, including risks from: <ul style="list-style-type: none"> – incoming stock – equipment – vehicles – staff and visitors 	
		BI.1.c Policy is being implemented	
		BI.1.d Policy is reviewed annually, and corrective action taken where necessary	
BI.1.1 The farm/hatchery entrance and exit for vehicles must be secure REVISED	CB, CF, CP, EW, CL, CD, CH		
BI.2 Access to the farm must be limited to essential visitors only and visitor records must be kept REVISED	CB, CF, CP, EW, CH, CL, CD	BI.2.a A record is kept of all visitors who are not site specific staff members, detailing: <ul style="list-style-type: none"> – date – time of arrival – name – organisation – contact number (one number acceptable per group) – site name of last contact with poultry within the last 7 days (or within 14 days if visited overseas) – confirmation of no vomiting or diarrhoea, or flu like symptoms in the last 24 hours 	 ■ Visitor record
		BI.2.b Entry is refused if there is significant risk to the health and welfare of the birds	
BI.3 Key The biosecure areas on the farm/hatchery must be defined REVISED	CB, CF, CP, EW, CH, CL, CD	BI.3.a General and bird biosecure areas are indicated on farm/Hatchery map(s)	 ■ Farm/Hatchery map
	CB, CP, CF, EW, CL, CD	BI.3.b Biosecure areas include, but are not limited to: <ul style="list-style-type: none"> – The farm site – each bird area, including where applicable the associated range and brood house – feed stores – litter stores – staff offices 	
	CF	BI.3.d Biosecure area on the range for fixed housing has a clearly defined perimeter fence	

STANDARDS	ENTERPRISE	HOW YOU WILL BE MEASURED
BI.4 Controls on access to the site must be in place and risk of disease spread by vehicles must be minimised REVISED	CB, CF, CP, EW, CH, CL, CD	<ul style="list-style-type: none"> ■ BI.4.a Where safety necessitates parking inside the general biosecure area, wheels of all vehicles must be cleaned and disinfected on entry, otherwise designated parking must be offsite
		<ul style="list-style-type: none"> ■ BI.4.b Wheels and equipment of all vehicles are cleansed and disinfected on entering and exiting the farm/hatchery
		<ul style="list-style-type: none"> ■ BI.4.c There are effective wheel wash facilities and drainage does not cause contamination
		<ul style="list-style-type: none"> ■ BI.4.d Defra-approved disinfectants for both General Orders and for diseases of poultry are used at the prescribed dilution rates
		<ul style="list-style-type: none"> ■ BI.4.e Disinfectants are used in accordance with manufacturers' instructions
		<ul style="list-style-type: none"> ■ BI.4.f The farm/hatchery has an area of clean concrete, metalled surface or rolled stone which is large enough for a collection vehicle or feed lorry to stand
		<ul style="list-style-type: none"> ■ BI.4.g Loading areas are level, well drained and are cleaned at each turn around or more frequently if required
BI.5 Key Farm dedicated protective clothing must be supplied to and worn by all when on-farm/ in the hatchery REVISED	CB, CF, CP, EW, CL, CD	<ul style="list-style-type: none"> ■ BI.5.a Clothing is washed or discarded between flocks
	CH	<ul style="list-style-type: none"> ■ BI.5.b Clothing is changed daily and discarded or washed at the end of each day

Biosecurity And Disease Control (BI) (continued)

STANDARDS	ENTERPRISE	HOW YOU WILL BE MEASURED	
BI.6 Key Risk of disease spread from footwear is minimised REVISED	CB, CF, CP, EW, CH, CL, CD	BI.6.a Foot dips are provided at the entrance to the general biosecure area and at the entrance of each bird biosecure area	
		BI.6.b Foot dips are used by anyone entering the general biosecure area and any bird biosecure area	
		BI.6.c All staff and visitors change into clean site specific boots (capable of being dipped in disinfectant) or use new disposable overshoes on entry to the general biosecure area and any bird biosecure area	
		BI.6.d Defra approved disinfectant solutions in foot dips are replaced on a prescribed basis and this is recorded	 ■ Foot dip records
		BI.6.h Foot dips are covered when placed outside	
	CB, CF, CP, EW, CL, CD	BI.6.e A physical barrier footwear system, that is no less than 30 cm high, is provided at the entrance to each biosecure bird area	
		BI.6.f Anyone entering a biosecure bird area uses the physical barrier system to remove outdoor footwear on the external side and put on dedicated footwear on the internal side	
		BI.6.g The physical barrier will: <ul style="list-style-type: none"> – be removable for washing or a fixed barrier may be used if appropriate drainage allows effective cleansing of the barrier area at the end of the crop – offer provision to be seated whilst changing boots 	
BI.6.1 Controls must be in place on the movement of reusable equipment between sheds NEW	CB, CF, CP, EW, CL, CD	BI.6.1.a Intra-site biosecurity is observed and reusable equipment, such as wheelbarrows and buckets, are confined to the general biosecure area where possible, or else are cleaned and disinfected between bird biosecure areas	
		BI.6.1.b Vehicles used for bedding up have wheels disinfected between sheds and operate on areas that are cleaned before use	
BI.7 Key Hand cleanliness is maintained REVISED	CB, CF, CP, EW, CH, CL, CD	BI.7.a Toilets with means to clean and disinfect hands are available	
		BI.7.b Hands are washed or sanitised prior to starting work, after handling deadstock, before and after meals and after visits to the toilet	
		BI.7.c Hand sanitisers or hand wash facilities are present within reach of the physical barrier at the entrance to each biosecure bird area	
		BI.7.d Hands are sanitised or washed before entry and after exit of the biosecure bird area	

STANDARDS	ENTERPRISE	HOW YOU WILL BE MEASURED	
BI.7.1 Repairs and maintenance to buildings are carried out between production cycles except where delays could affect bird welfare NEW	CB, CF, CP, EW, CL, CD	■ BI.7.1.a All buildings are inspected at each turn around for damage that compromises site biosecurity	R ■ Maintenance check log
		■ BI.7.1.b Bird housing does not have: <ul style="list-style-type: none"> - Leaks - Gaps in the fabric of the building allowing for ingress of birds or rodents 	
BI.8 Key The farm must operate a period free of all birds between flock cycles REVISED	CB, CP, EW, CL, CD	■ BI.8.a Where farms have multiple ages of birds on site at the same time, house(s) within separate general biosecure areas are to be single age and operate as all-in/all-out	
BI.8.1 Each biosecure bird area, including each brood house must operate a period free of all birds between flock cycles REVISED	CF		
BI.8.2 It is only permitted to move birds to another building where birds are being moved from brood houses to finishing sites NEW	CB, CP, CF, EW, CL	■ BI.8.2.a In exceptional circumstances, e.g. flooding, it is permissible for birds to be moved to another building	
BI.8.3 Turnaround times between flocks on farm must be no less than 5 calendar days NEW	CB, CP, EW, CL, CD	■ BI.8.3.a The turnaround time is defined as 'last bird out to first bird in' on a per house basis	R ■ Flock depopulation records ■ Chick placement records
BI.9 Permanent standing water must not accumulate on the farm	CB, CP, EW, CL, CD		
BI.10 Employed and contracted staff must not keep other poultry or any avian species REVISED	CB, CF, CP, EW, CH, CL, CD		
BI.11 Toilets, offices, stores and break rooms must be kept clean and tidy	CB, CF, CP, EW, CH, CL, CD		
BI.12 There must be no smoking or consumption of food within bird areas REVISED	CB, CF, CP, EW, CH, CL, CD		
BI.13 Pets and other animals must not have access to poultry houses, service buildings and where applicable, the range REVISED	CB, CF, CP, EW, CH, CL, CD	■ BI.13.a Naturally ventilated buildings are netted with a gauge of 25mm or less, to prevent wild birds accessing bird housing	

Biosecurity And Disease Control (BI) (continued)

STANDARDS	ENTERPRISE	HOW YOU WILL BE MEASURED
BI.14 Farms must be capable of implementing a compulsory housing order	CF	<ul style="list-style-type: none"> ■ BI.14.a A policy for delivering birds for postmortem with particular reference to biosecurity is in place <div style="text-align: right;"> R ■ Documented policy </div>
BI.14.1 (Recommendation) It is recommended that each free range farm should only rear a single species at any given time	CF	<ul style="list-style-type: none"> ■ BI.14.1.a If other domestic poultry are present there is spatial separation, e.g. a double fence

Animal Medicines (AM)

STANDARDS	ENTERPRISE	HOW YOU WILL BE MEASURED
AIM: Responsible and competent use of medicines and veterinary treatments		
AM.1 Key Only authorised veterinary medicines are used REVISED	CB, CP, CF, EW, CL, CD, CH	<ul style="list-style-type: none"> ■ AM.1.a POM-V products are prescribed by a vet ■ AM.1.b POM-VPS products are prescribed by a vet, pharmacist or Suitably Qualified Person (SQP)/ Registered Animal Medicines Advisor (RAMA) ■ AM.1.c An approved medicines list, compiled in conjunction with a vet, is kept, listing <ul style="list-style-type: none"> – storage – administration – active ingredient – withdrawal period – dosage – duration of treatment – circumstances for use <div style="text-align: right;"> R ■ Approved medicines list with definition of a VMP (i.e. includes vaccines, antimicrobials, anthelmintics, anaesthetic, medicated feed) </div>
AM.2. Key Veterinary medicines must be used appropriately REVISED	CB, CP, CF, EW, CL, CD, CH	<ul style="list-style-type: none"> ■ AM.2.a Prescription Only Medicines are used in accordance with the prescription ■ AM.2.b General Sales Medicines (AVM-GSL) (non-prescription) are used in accordance with manufacturers' or veterinary instructions ■ AM.2.c Expired medicines and open medicines not used within specified timescale (in-use shelf life) are not used

GUIDANCE

A Veterinary Medicinal Product is legally defined as:

- any substance or combination of substances presented as having properties for treating or preventing disease in animals
- any substance or combination of substances that may be used in, or administered to, animals with a view either to restoring, correcting or modifying physiological functions by exerting a pharmacological, immunological or metabolic action, or to making a medical diagnosis.

Veterinary medicinal products used to treat and prevent disease in farm animals include, but are not limited to, vaccines, ecto- and endoparasiticides, antibiotics, anti-inflammatories and anaesthetics.

POM-V stands for 'Prescription Only Medicine – Veterinarian' and these veterinary products may only be supplied upon prescription by a veterinary surgeon for animals under their care. All antibiotics for food-producing animals are classified as POM-V.




POM-VPS stands for 'Prescription-Only Medicine – Veterinarian, Pharmacist, Suitably Qualified Person (SQP, also known as RAMA – Registered Animals Medicines Advisor)' and these products may be prescribed by these registered qualified persons.

The use of antibiotics as growth promoters is illegal.

STANDARDS	ENTERPRISE	HOW YOU WILL BE MEASURED	
AM.3 Veterinary medicines must only be administered by demonstrably competent persons	CB, CP, CF, EW, CL, CD, CH	<ul style="list-style-type: none"> ■ AM.3.a Person undertaking task has relevant experience or training 	
AIM: Safe, secure and responsible management of medicines			
AM.4 Veterinary medicines must be stored appropriately REVISED	CB, CP, CF, EW, CL, CD, CH	<ul style="list-style-type: none"> ■ AM.4.a Kept in a locked storage facility/room 	
		<ul style="list-style-type: none"> ■ AM.4.b Stored in accordance with the manufacturer's instructions 	
		<ul style="list-style-type: none"> ■ AM.4.d Medicines are not stored in the same refrigerator as food/drink 	
		<ul style="list-style-type: none"> ■ AM.4.e Refrigerators are temperature checked at least weekly, whenever medicines are stored in them 	<ul style="list-style-type: none"> ● R ■ Refrigerator temperature records
AM.5 Purchase records for all veterinary medicines must be kept	CB, CP, CF, EW, CL, CD, CH	<ul style="list-style-type: none"> ■ AM.5.a Records detail: <ul style="list-style-type: none"> – identity of medicine – quantity – date of purchase – supplier name & address – batch number(s) and assigned bottle number if using for administration records – expiry date(s) 	<ul style="list-style-type: none"> ● R ■ Medicine purchase records
		<ul style="list-style-type: none"> ■ AM.5.b Medicine purchase records are kept for 5 years 	
	CB, CP, CF, EW, CL, CD	<ul style="list-style-type: none"> ■ AM.5.c Medicated Feedingstuff Prescriptions (MFSPs) are kept for 5 years 	<ul style="list-style-type: none"> ● R ■ MFSPs (may be held centrally by parent company)
GUIDANCE			
Assigned bottle number allows members to assign a bottle number in the purchase records and note the assigned number in the administration records and for those bulk buying medication so individual bottles can be accounted for in records			

Animal Medicines (AM) (continued)


STANDARDS	ENTERPRISE	HOW YOU WILL BE MEASURED	
AM.6 Key Records must be kept of all administered veterinary medicines (paper and/or electronic) REVISED	CB, CP, CF, EW, CL, CD, CH	AM.6.a Records detail: <ul style="list-style-type: none"> – identity of medicine – date of administration – quantity of medicine administered – length of withdrawal period for meat and eggs – identification of the bird or group of birds to which administered – batch number(s) or assigned bottle number linked back to purchase records – number of birds treated – date treatment finished – date when bird(s)/eggs becomes fit for human consumption – name of person administering medicine – reason for treatment 	R ■ Medicine administration records ■ Veterinary prescriptions
		AM.6.b Medicine administration records are kept for 5 years	
AM.7 Veterinary medicines, their containers and administration equipment must be disposed of responsibly REVISED	CB, CP, CF, EW, CL, CD, CH	AM.7.a Expired and unusable medicines awaiting disposal are stored separately to in-use medicines	R ■ Medicine disposal records ■ Waste transfer note/receipt
		AM.7.b Used needles and blades are stored in a dedicated sharps container pending disposal	
		AM.7.c Records of medicine disposal are kept, detailing: <ul style="list-style-type: none"> – identity of medicine – batch/bottle number – quantity – date of disposal – route of disposal 	
		AM.7.d Medicines, their containers and administration equipment are disposed of through the supplier, waste disposal contractor or local authority, referring to the product literature for further guidance	
AM.8 Total antibiotic used per crop must be measured as milligrams active antibiotic per population correction unit (mg/PCU) and recorded	CB, CP, CF, EW,	AM.8.a Total amount of antibiotic used per crop known by farm manager	R ■ Total antibiotic used per crop recorded in medicine administration records
		AM.8.b Total antibiotic used per crop calculated using the following method: 'milligrammes of active antibiotic used per crop' divided by '(Number of birds slaughtered including rejects x 1kg)'	
AM.8.1 Prophylactic administration of antibiotics is not permitted REVISED	CB, CP, CF, EW, CL, CD	AM.8.1.a Antibiotics are used only for treatment of disease, following diagnosis and/or clinical signs of disease in all or part of the flock and under veterinary direction	

STANDARDS	ENTERPRISE	HOW YOU WILL BE MEASURED	
AM.8.2 Antibiotic use must be supported by veterinary intervention	CB, CP, CF, EW, CL, CD,	<ul style="list-style-type: none"> ■ AM.8.2.a Use of antibiotics supported by at least one of the following: <ul style="list-style-type: none"> – post mortem report – site visit report by vet – other written instruction from a vet 	 <ul style="list-style-type: none"> ■ Medicine administration records supported by vet's post mortem report/ vet site visit report and/or veterinary instruction
AM.9. Key The use of 3rd and 4th generation cephalosporins, glycopeptides and colistin are not permitted	CB, CP, CF, EW, CL, CD		
AM.9.1 Key Use of macrolides and fluoroquinolones must only be as a last resort, under veterinary direction REVISED	CB, CP, CF, EW, CL, CD	<ul style="list-style-type: none"> ■ AM.9.1.a Use is supported by a veterinary statement outlining the justification for use 	 <ul style="list-style-type: none"> ■ Vet statement justifying prescription ■ Written agreement from company director
		<ul style="list-style-type: none"> ■ AM9.1.b Use is supported by written agreement from a director of the company purchasing the birds 	
AIM: Prevention of contamination in food			
AM.10. Key Systems must be in place to ensure birds receiving veterinary medicines are not presented for slaughter before the withdrawal period has expired	CB, CP, CF, EW, CL, CD	<ul style="list-style-type: none"> ■ AM.10.a Prescribed withdrawal periods are complied with 	
 WHERE TO FIND HELP <ul style="list-style-type: none"> ■ NOAH Compendium of authorised veterinary medicine datasheets: https://www.noahcompendium.co.uk/ ■ Responsible Use of Medicines in Agriculture (RUMA) Alliance: https://www.ruma.org.uk/ ■ European Medicines Agency categorisation of antibiotics used in animals: https://www.ema.europa.eu/en/documents/report/infographic-categorisation-antibiotics-use-animals-prudent-responsible-use_en.pdf 			

Husbandry Procedures (HP)

STANDARDS	ENTERPRISE	HOW YOU WILL BE MEASURED
AIM: Responsible and competent undertaking of husbandry procedures		
HP.1 Mutilations are not permitted	CB, CP, CF, EW,	<ul style="list-style-type: none"> ■ HP.1.a This includes beak trimming, castration, etc.
HP.2 Husbandry procedures are carried out by competent persons in accordance with scheme requirements and only when necessary	CL, CD	<ul style="list-style-type: none"> ■ HP.2.a Beak trimming is kept to a minimum and written veterinary approval has been obtained
		<p style="text-align: center;">R</p> <ul style="list-style-type: none"> ■ Veterinary approval for beak trimming

Fallen Stock (FS)




STANDARDS	ENTERPRISE	HOW YOU WILL BE MEASURED	
AIM: Fallen stock are managed in such a way to prevent risk of environmental contamination and spread of disease			
FS.1 Fallen stock must be removed from housing/pens/fields	CB, CF, CP, EW, CH, CL, CD	<ul style="list-style-type: none"> ■ FS.1.a Evidence that checks for fallen stock are regularly conducted and any found are promptly removed 	
FS.2 Key Carcasses of fallen and euthanased stock and IMD waste must be stored securely and in a manner that protects them from vermin and other animals REVISED	CB, CF, CP, EW, CH, CL, CD	<ul style="list-style-type: none"> ■ FS.2.a Carcasses are stored in a locked container or locked room 	
	CH	<ul style="list-style-type: none"> ■ FS.2.b IMD and other hatchery waste is stored in locked containers or containers which are accessible only to removal services 	
FS.3 Carcasses must be disposed of correctly, either by a licenced collector or by approved on-farm incineration	CB, CF, CP, EW, CH, CL, CD	<ul style="list-style-type: none"> ■ FS.3.a Carcasses are disposed of before they present an infestation/health risk 	
		<ul style="list-style-type: none"> ■ FS.3.b Carcasses collected by a licensed fallen stock collector 	<p style="text-align: center;">R</p> <ul style="list-style-type: none"> ■ Collection records
		<ul style="list-style-type: none"> ■ FS.3.c Carcasses are not buried or burnt (other than by incineration) 	
		<ul style="list-style-type: none"> ■ FS.3.d On-farm incinerators are covered by a species-specific approval document issued by the APHA 	<p style="text-align: center;">R</p> <ul style="list-style-type: none"> ■ APHA incinerator approval
		<ul style="list-style-type: none"> ■ FS.3.e Records are kept for 2 years 	
<p> WHERE TO FIND HELP</p> <ul style="list-style-type: none"> ■ Government guidance on fallen stock and safe disposal of dead animals: https://www.gov.uk/guidance/fallen-stock ■ National Fallen Stock Company (NFSCo) collection and disposal service for farmers: http://www.nfsco.co.uk/ ■ AHDB guidance on disposal of fallen stock: https://ahdb.org.uk/knowledge-library/disposal-of-fallen-livestock ■ Government guidance on incineration of animal by-products: https://www.gov.uk/guidance/animal-by-products-how-to-burn-them-at-an-incinerator-site 			

Environmental Protection and Contamination Control (EC)


STANDARDS	ENTERPRISE	HOW YOU WILL BE MEASURED
AIM: Potential pollutants are correctly handled, applied and stored in a manner that prevents contamination and pollution		
EC.1 Key Potential pollutants must be stored in a manner that minimises the risk of contamination and pollution to crops, feedstuffs, animals, soils, groundwater and watercourses REVISED	CB, CP, CF, EW, CD, CL, CH	EC.1.a Fuel tanks are bunded where required by legislation (See Appendix)
		EC.1.b Agrochemicals are kept in a well-maintained store which allows for containment of any spillages
		EC.5.c Manufactured fertiliser is stored on a hard, dry surface
		EC.1.d Fertilisers that pose a combustion or oxidiser hazard are stored in accordance with the safety data sheet
GUIDANCE <i>Potential pollutants include, but are not limited to, PPPs*, manufactured fertilisers, fuel oil, empty containers, disinfectants and rodenticides</i> <i>*PPPs are defined as any product with a current MAPP number</i>		
EC.1.1 Organic manures must be stored in a manner that minimises the risk of contamination and pollution to crops, feedstuffs, animals, soils, groundwater and watercourses REVISED	CB, CP, CF, EW, CD, CL, CH	EC.1.1.a Organic manures (not including storage within in building) are not stored: <ul style="list-style-type: none"> – within 10m of inland freshwaters or coastal waters – within 50m of a spring, well or borehole – where there is significant risk of runoff entering watercourses
		EC.1.1.b Manure heap (not including field heaps) effluent runoff does not enter a watercourse, either directly or through land drains, roads, tracks or other pathways
		EC.1.1.c Where manure is stored in temporary field heaps, these must be moved at least every 12 months
GUIDANCE <i>Watercourse = includes, water courses (ditches, streams, rivers), ponds, lakes, reservoirs, canals, estuaries, coastline.</i> <i>Organic manure = livestock manures, sewage sludge/biosolids, compost, digestates, organic industrial wastes.</i> <i>Risk factors which could lead to runoff, which should be taken into account are: slope (especially if greater than 12 degrees), ground cover, proximity to watercourses or wetlands, weather conditions and forecasts, soil type and condition, presence and condition of land drains</i>		
EC.2 In the case of packaging breakages potential pollutants must be transferred to a suitable container REVISED	CB, CP, CF, EW, CD, CL, CH	EC.2.a. Container has an appropriate safe closure cap or bag tie
		EC.2.b The original label information is displayed
EC.3 Does not apply		
EC.4 Key PPPs must be appropriate for their intended use REVISED	CB, CP, CF, EW, CD, CL, CH	EC.4.a Manufacturer's instructions are followed
		EC.4.b PPPs are approved for use
		EC.4.c Unapproved product is kept in a segregated area of the pesticide store pending collection for disposal at the earliest opportunity; clearly marked with signs/labels stating that it must not be used

Environmental Protection and Contamination Control (EC) (continued)

STANDARDS	ENTERPRISE	HOW YOU WILL BE MEASURED
EC.4.1 PPPs are mixed/handled in a manner that minimises the risk of contamination and pollution REVISED	CB, CP, CF, EW, CD, CL, CH	
EC.5 Key PPPs must be applied in a manner that minimises the risk of contamination or pollution REVISED	CB, CP, CF, EW, CD, CL, CH	■ EC.5.a PPP application does not occur in areas of high pollution risk, as identified on farm map
		■ EC.5.b PPP application does not occur in unsuitable conditions e.g. when there is a risk of drift or where soil conditions are unsuitable e.g. waterlogged, flooded or snow-covered soil or where the soil has been frozen for more than 12 hours in the previous 24 hours
		■ EC.5.c Buffer zone requirements of the PPP being applied are complied with
EC.6 PPP application must be undertaken by competent operators	CB, CP, CF, EW, CD, CL, CH	■ EC.6.a NPTC Pesticide Application Certificates/Lantra Awards Level 2 Pesticides qualification are held R ■ NPTC/Lantra certificates
EC.7 All PPP application equipment must be maintained and tested REVISED	CB, CP, CF, EW, CD, CL, CH	■ EC.7.a Frequency of testing is carried out as follows: <ul style="list-style-type: none"> – all new trailed/mounted/self-propelled sprayers are NSTS tested before they are 5 years old – subsequently trailed/mounted/self-propelled sprayers with a boom width over 3m are NSTS tested once every 3 years – subsequently trailed/mounted/self-propelled sprayers with a boom width of 3m or under and other application equipment (slug pellet, micro-granular applicators, weed wipers) are NSTS tested once every 6 years – knapsack, handheld and pedestrian equipment does not require an NSTS test but should be checked by the operator at least annually
		■ EC.7.b Equipment calibration occurs at least annually
EC.8 Records must be kept of all PPP applications REVISED	CB, CP, CF, EW, CD, CL, CH	■ EC.8.a Records include: <ul style="list-style-type: none"> – field/area identifier – crop/variety – total area, where applicable – sowing or planting date, where applicable – date and time applied – justification/target for application – product name and active ingredient – rate of application – water volume – wind direction and speed – grazing/harvest interval, where applicable – first permissible harvest date, where applicable – name of sprayer operator
		■ EC.8.c Records are kept for at least three years

STANDARDS	ENTERPRISE	HOW YOU WILL BE MEASURED	
EC.8.1 Where PPPs are used on crops an Integrated Pest Management (IPM) plan is completed UPGRADED	CB, CP, CF, EW, CD, CL, CH		 ■ IPM plan
EC.9 Key Manufactured fertilisers and organic manures must be applied in a manner that minimises the risk of contamination or pollution REVISED	CB, CP, CF, EW, CD, CL, CH	<ul style="list-style-type: none"> ■ EC.9.a Any materials, including waste materials, that are applied to land have agricultural benefit 	
		<ul style="list-style-type: none"> ■ EC.9.b Exemptions/permits to use waste materials are held 	 ■ Exemptions/permits ■ Manure management plan (or records detailing required information)
		<ul style="list-style-type: none"> ■ EC.9.c A manure management plan (MMP) is kept and followed when applying organic manures to land 	
		<ul style="list-style-type: none"> ■ EC.9.d MMP includes, at least: <ul style="list-style-type: none"> – Where and when manure can/cannot be applied (detailed on a map) – Calculations of total area required to apply volume of organic manure produced by stock at legal application rate – Details of Total Spreadable Area available and outlets for any excess organic manure 	
		<ul style="list-style-type: none"> ■ EC.9.e Before application the following factors are considered: <ul style="list-style-type: none"> – NVZ restrictions – soil type – soil condition – crop requirements – slope – weather conditions – the location of watercourses – water supplies and abstraction points (including on neighbouring land) 	
		<ul style="list-style-type: none"> ■ EC.9.f Applications are not carried out during high risk times e.g. on waterlogged, flooded or snow-covered soil or where the soil has been frozen for more than 12 hours in the previous 24 hours 	
		<ul style="list-style-type: none"> ■ EC.9.g Biosolids are assured under the Biosolids Assurance Scheme 	
		<ul style="list-style-type: none"> ■ EC.9.h Untreated sewage sludge, untreated abattoir or catering derived animal by-products are not applied 	
		<ul style="list-style-type: none"> ■ EC.9.i Applications are made in accordance with the Appendix 	
EC.10 All manufactured fertiliser application equipment must be maintained and calibrated at least annually REVISED	CB, CP, CF, EW, CD, CL, CH		 ■ Calibration records

Environmental Protection and Contamination Control (EC) (continued)

STANDARDS	ENTERPRISE	HOW YOU WILL BE MEASURED	
<p>GUIDANCE Annual field calibration and records are acceptable</p>			
<p>EC.11 Key All wastes which cannot be utilised are disposed of in a manner that minimises the risk of contamination and pollution REVISED</p>	<p>CB, CP, CF, EW, CD, CL, CH</p>	<ul style="list-style-type: none"> ■ EC.11.a Wastes are disposed of by registered waste carriers ■ EC.11.b Wastes are not burnt, with the exception of vegetation and untreated wood ■ EC.11.c Empty PPP containers are: <ul style="list-style-type: none"> – cleaned using an integrated pressure rinsing device, or triple rinsed appropriately and the rinsate returned to the spray tank – stored securely – not reused – returned to the supplier or where non-returnable, disposed of via a registered waste carrier ■ EC.11.d Redundant PPPs are disposed of via the supplier or a registered waste carrier 	<p style="text-align: center;">R</p> <ul style="list-style-type: none"> ■ Waste transfer notes ■ Waste carrier name and registration number
<p>EC.12 Systems are in place to manage waste responsibly NEW</p>	<p>CB, CP, CF, EW, CD, CL, CH</p>	<ul style="list-style-type: none"> ■ EC.12.a Opportunities are considered for: <ul style="list-style-type: none"> – reducing the production of waste – re-using waste – recycling waste, plastics in particular 	
<p> WHERE TO FIND HELP</p> <ul style="list-style-type: none"> ■ Protecting our Water, Soil and Air: A Code of Good Agricultural Practice: https://www.gov.uk/government/publications/protecting-our-water-soil-and-air ■ HSE guidance on storing, transporting and using pesticides and other agrochemicals safely: https://www.hse.gov.uk/agriculture/topics/pesticides.htm ■ HSE guidance on storing pesticides for farmers and other professional users: https://www.hse.gov.uk/pubns/ais16.pdf ■ Nutrient Management Guide (RB209) for making the most of organic materials and balancing the benefits of fertiliser use against economic and environmental costs: https://ahdb.org.uk/nutrient-management-guide-rb209 ■ NFU and Voluntary Initiative template IPM plan: https://ecommerce.nfuonline.com/home/ipm-plan/ ■ City & Guilds Land Based Service pesticide application certificates of competence: https://www.nptc.org.uk/ ■ National Sprayer Testing Scheme (NSTS): https://www.nsts.org.uk/ ■ Pesticides Register of Great Britain and Northern Ireland Authorised Products: https://secure.pesticides.gov.uk/pestreg/ ■ GB authorised biocidal products (including rodenticides): https://www.hse.gov.uk/biocides/uk-authorised-biocidal-products.htm ■ Public registers of waste carriers, brokers and dealers: <ul style="list-style-type: none"> https://environment.data.gov.uk/public-register/view/search-waste-carriers-brokers (England) https://www.daera-ni.gov.uk/articles/registered-waste-carriers-transporters (Northern Ireland) https://www2.sepa.org.uk/wastecarriers/(Scotland) https://naturalresources.wales/permits-and-permissions/waste-carriers-brokers-and-dealers-public-register/?lang=en (Wales) ■ Environment Agency resource efficiency and waste - key actions for farmers: https://projectblue.blob.core.windows.net/media/Default/Pork/Documents/Key%20Actions%20for%20Farmers_Resource%20Efficiency%20and%20Waste.pdf 			

Depopulation (DE)

STANDARDS	ENTERPRISE	HOW YOU WILL BE MEASURED
AIM: The health, welfare of birds and site biosecurity is maintained during depopulation		
DE.1 The person responsible for birds must be present at depopulation	CB, CF, CP, EW, CL, CD	
DE.2 A loading area must be available for the loading of birds for transport and must be clean, tidy and hygienically managed	CB, CF, CP, EW, CL, CD	
DE.3 Key Feed must not be withdrawn for more than nine hours prior to catching	CB, CF, CP, EW, CL, CD	
DE.4 Water must be available up to catching	CB, CF, CP, EW, CL, CD	
AIM: The biosecure area is maintained during depopulation		
DE.5 There must be a system in place for a designated person to inspect forklifts and other catching equipment, including catchers' transport, for cleanliness and disinfection with a Defra approved disinfectant prior to entry to the biosecure area REVISED	CB, CF, CP, EW, CL, CD	<ul style="list-style-type: none"> ■ DE.5.a This includes mechanical harvesting equipment
		<ul style="list-style-type: none"> ■ DE.5.b Where catching frames are not farm specific, they are to be cleansed and disinfected before arrival onto farm
DE.6 Clean and tidy facilities must be made available for catchers to use during breaks	CB, CF, CP, EW, CL, CD	<ul style="list-style-type: none"> ■ DE.6.a If catchers use their own company vehicle for breaks, controls are in place to ensure it is clean and disinfected on entry to the general biosecure area

CHAIN OF ASSURANCE REQUIREMENTS

Recognised assurance schemes

	Farm	Market	Collection Centres	Transport
Cattle & Sheep	RTA Beef & Lamb Scheme FAWL Scheme QMS Cattle & Sheep Assurance Scheme NIBL FQAS	RTA Livestock Markets & Collection Centre Scheme QMS Auction Market Assurance Scheme	RTA Livestock Markets & Collection Centre Scheme QMS Auction Market Assurance Scheme	RTA Livestock Transport Scheme QMS Haulage Assurance Scheme The assured farmer's vehicle, for transporting their own livestock (or another assured farmer's vehicle provided certain conditions are met – see relevant standard)
	<i>Residency period*</i> <i>Cattle – minimum 90 days</i> <i>Sheep – minimum 60 days</i>			
Goats	RTA Goat Scheme	RTA Livestock Markets & Collection Centre Scheme	RTA Livestock Markets & Collection Centre Scheme	RTA Livestock Transport Scheme The assured farmer's vehicle, for transporting their own livestock (or another assured farmer's vehicle provided certain conditions are met – see relevant standard)
Pigs	RTA Pigs Scheme QMS Pigs Assurance Scheme	RTA Livestock Markets & Collection Centre Scheme (only recognised if market is certified to handle assured pigs and if assured pigs move direct to slaughter from market)	RTA Livestock Markets & Collection Centre Scheme (only recognised if site is certified to handle assured pigs and if moving direct to slaughter from collection centre)	RTA Livestock Transport Scheme QMS Haulage Assurance Scheme The assured farmer's vehicle, for transporting their own livestock
Poultry	Relevant RTA Poultry Scheme (Broiler & Poussin, Duck, Turkey)	N/A	N/A	RTA Poultry Catching & Transport Scheme
Notes	Source farms must have valid certification on the day livestock leave the holding. Assurance status can change on any day. Assurance should be verified each time a supplier sends livestock to the site.			Unless the farmer is transporting their own livestock (and therefore covered under their farm assurance), each individual trailer is assured separately. Therefore, the specific trailer used must have valid certification on the day the livestock are transported

RTA – Red Tractor Assurance **FAWL** – Farm Assured Welsh Livestock **QMS** – Quality Meat Scotland

NIBL FQAS – Northern Ireland Beef & Lamb Farm Quality Assurance Scheme

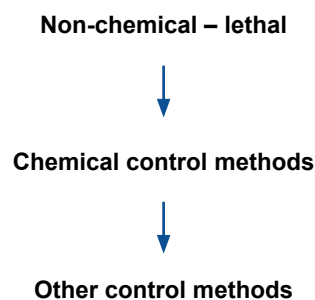
*Residency period – the minimum amount of time that livestock have been on-farm before being described as assured. The residency period starts from the day of arrival on the holding and includes the day the livestock moved off the holding.

Appendix VC.2

VERMIN CONTROL

Risk Hierarchy (VC.2.a)

When considering rodent control methods, the concept of a 'risk hierarchy' must be used. This means considering the use of non-chemical control methods first, followed by the least toxic alternatives.



Environmental Risk Assessment (VC.2.b)

Where rodent control requires the use of toxic bait (rodenticides), an environmental risk assessment must be undertaken before laying bait. The risk assessment must cover the following:

- What the treatment is designed to achieve; what methods of rodent control will be used and how success will be measured
- Which non-target species may be present in or near the treatment site
- What steps have been/will be taken to prevent or adequately control exposure of wildlife/domestic pet and contamination of the environment
- How dead rodents and rodenticides will be disposed of

Bait Plan (VC.2.c)

Where baits are used, records must be kept of baits used and checks made. The standard outlines the information that must be recorded.



FURTHER GUIDANCE

The **Control of Substances Hazardous to Health Regulation 2002 (COSHH)** requires that assessments be carried out to identify any risks to operators and others who may be affected by working with substances hazardous to health, such as rodenticides. If you have five or more employees, you must record your assessment but, even if you have fewer than five, it makes sense to write down what steps you have taken to identify the risks. The Health and Safety Executive provides an e-tool for completing the COSHH assessment, which can be found here: <http://coshh-tool.hse.gov.uk/>

Disposal of poisoned rodents

The bodies of dead rodents may carry residues of rodenticides and, if eaten by predators or scavengers, may be a source of wildlife exposure to rodenticides. It is essential to carry out regular searches for rodent bodies, both during and after the treatment period. Bodies may be found for several days after rats have eaten the bait and rats may die up to 100 metres or more away from the baited site.

It is important to check with local authorities regarding appropriate routes of disposal of poisoned rodent carcasses and there may also be recommendations on the rodenticide product label. Red Tractor has been advised that poisoned rodents can be disposed of (in order of preference):

- in an on-farm incinerator for animal carcasses
- with other waste as part of the domestic waste collection, securely bagged in a dustbin or wheelie bin (subject to local authority agreement)
- off site at a suitably authorised incinerator or landfill
- by burial on site, provided this is done away from sensitive areas

ACCEPTED FEED ASSURANCE SCHEMES

Accepted Feed Assurance Schemes:

Abbreviated Scheme Name	Full Scheme Name	Scope of the Scheme
UFAS (AIC)	Universal Feed Assurance Scheme	Assured compound feeds, complementary feeds, licks, pre-mixtures and feed ingredients/materials
FEMAS (AIC)	Feed Materials Assurance Scheme	Production of and trade in feed ingredients/feed materials
TASCC (AIC)	Trade Assurance Scheme for Combinable Crops	Whole combinable crops. <i>Note: this scheme covers crops storage and transport. Farm assurance is covered by the schemes listed below.</i>
GTAS	Gafta Trade Assurance Scheme	Trade in feed ingredients/feed materials
IGAS	Irish Grain Assurance Scheme	Whole combinable crops. <i>Note: this scheme covers crops storage and transport. Farm assurance is covered by the schemes listed below.</i>
COCERAL GTP	European trade body for Agro supply and animal feeds	Trade in feed ingredients/feed materials
GMP+ (PDV)	Dutch Product Board for Animal Feed	Assured compound feeds, complementary feeds, licks, pre-mixtures and feed ingredients/materials
FAMI-QS	European Feed Additives And Pre-mixtures Quality System	Feed additives and pre-mixtures
BFBi scheme	Brewing, Food & Beverage Industry Suppliers Association	Certifies grains from smaller breweries
RTAOS	Red Tractor Assurance Cold Crush Oilseeds Scheme	Certifies meal from cold crush oilseeds

Accepted Farm Assurance Schemes:

Abbreviated Scheme Name	Full Scheme Name	Scope of the Scheme
RTA Combinable Crops and Sugar Beet	Red Tractor Assurance for Farms - Combinable Crops and Sugar Beet Scheme	Combinable crops & sugar beet
SQC	Scottish Quality Farm Assured Combinable Crops Ltd	Combinable crops
NIFQACS	Northern Ireland Farm Quality Assured Cereals Scheme	Combinable crops
SAFA	Soil Association Farm Assurance (Crops module)	Combinable crops
RTA Fresh Produce	Red Tractor Assurance for Farms - Fresh Produce Scheme	Produce – vegetables, fruits and root crops

Appendix EC.1

SILAGE, SLURRY AND AGRICULTURAL FUEL OIL (SSAFO) STORAGE

There are exemptions from the Water Resources (Control of Pollution) (Silage, Slurry and Agricultural Fuel Oil) (England) Regulations 2010 (or equivalent) for installations built before prescribed dates. Those dates are as follows:

	Slurry/Silage	Agricultural Fuel Oil
England	1991	1991 or where less than 1,500 litres stored on farm
Wales	1991	Since 15 March 2020 all storage must meet the requirements of the Oil Storage (Wales) Regulations 2016
Scotland	2003	2003 or where less than 1,250 litres stored on farm
Northern Ireland	2003	2003 or where tank capacity does not exceed 1,250 litres

Agricultural Fuel Oil (excluding domestic only tanks, mobile and underground tanks)

- There must be an impermeable bund. The bund is either at least 110% capacity of the individual tank, or if there is more than one tank within the bund, 25% of the total or 110% of the largest tank
- There must be an outlet within bund (NB – with double skinned tanks, in principle the outer skin can act as the bund for the inner tank however this benefit is lost if the outlet is at the bottom of the tank as any leakage through or around the outlet will not be captured)

Note: It is best practice for all fuel tanks to be bunded even if they benefit from exemptions to the legislation

SAFE APPLICATIONS TO LAND

This appendix provides guidance on making applications to land. All applications to land must be carried out in accordance with legislation. Environmental permits or exemptions must be held where applicable. If your farm is in an NVZ you must also follow NVZ rules.

Note: Producers should always check with buyers to ensure that any applications of sludge, compost, digestate and other materials originating outside the farm are acceptable to customers.

Sewage Sludge (biosolids)

For further information, including the Biosolids Assurance Scheme (BAS) Standard, refer to: <https://assuredbiosolids.co.uk/>

Evidence of BAS Certified Biosolids should be provided by your biosolids supplier and can be verified in the Certification section of the BAS website: assuredbiosolids.co.uk

Farmyard Manure (FYM) and Slurry – Fresh, Stored or Treated

Using the following steps as a guide will help to ensure that manures are used efficiently:

- Know the nutrient contents of applied manures
- Apply manures evenly and at known rates
- Where appropriate, rapidly incorporate manures or use an application technique that will minimise ammonia losses
- Apply manures in spring, where possible, to reduce nitrate leaching losses
- Take the nutrient content of applied manures into account when calculating inorganic fertiliser applications

Spreading manures onto pasture is a valuable source of nutrients but can play a role in transferring disease to healthy stock. The main risk is from spreading fresh, unstored slurry or manure. Risks are reduced by storage, low application rates and leaving pasture for as long as possible before grazing.

Note: The scheme recommends that poultry manure is not applied to grazing land or grassland to be harvested due to the risks associated with botulism.

Compost, Digestates and other Recycled Materials

It is recommended that digestates and composts sourced from external contractors for application to land have been produced to the relevant PAS specification (PAS 110 for digestate, PAS 100 for compost) and are applied following the associated quality protocol. The specifications and quality protocols provide safeguards on the feedstock materials, the processing stages and end product quality.

Where anaerobic digestate is produced from an energy crop feedstock (e.g. maize) and there is no pasteurisation step there is a risk that plant pathogens, for example *Fusarium* spp., may be present. It is recommended that energy crop digestate is ploughed in before drilling a subsequent cereal crop.

SAFE APPLICATIONS TO LAND

Safe Applications to Land Matrix

	Manure and Slurry		Compost and Anaerobic Digestate		Treated Sewage Sludge	
	Application	Grazing/ harvest interval	Including animal by-products	Not including animal by-products	Conventional treated	Enhanced treated
Combinable crops (inc. homefed)	May be applied before and after drilling/planting	n/a	May be applied before and after drilling/planting			
Grassland and forage – grazed *	Recommended that applications are made in the spring and that rapid incorporation techniques are used	At minimum a 4 week no-graze interval applies. It is recommended that there is an 8 week no-graze interval for adult livestock and a 6 month no-graze interval for youngstock	A no-graze interval of 2 months for pigs and 3 weeks for other livestock applies	A no-graze interval of 3 weeks applies	No grazing in season of application or a no-graze interval of 3 weeks applies when biosolids is deep injected or ploughed down	A no-graze interval of 3 weeks applies
Grassland and forage – harvested **		A no-harvest interval of 4 weeks applies	A no-harvest interval of 2 month for pigs and 3 weeks for other livestock applies	A no-harvest interval of 3 weeks applies	A no-harvest interval of 3 weeks applies	A no-harvest interval of 3 weeks applies

* Grass, forage swedes and turnips, fodder mangolds, fodder beet, fodder kale, forage rye and triticale, turf

** Grass silage, silage maize, haylage, hay, herbage seeds



RED TRACTOR ASSURANCE SCHEME MEMBERSHIP RULES

Your attention is drawn in particular to the limitation of liability provisions set out in Rules 74 to 76.

We are Assured Food Standards, trading as Red Tractor Assurance ('RTA'), a not for profit company, owned and funded by organisations and trade bodies from across the British farming and food industry.

1. These rules together with the accompanying explanation of how the Scheme works and any additional sector specific rules issued from time to time by RTA as contemplated in Rule 5 (as amended from time to time, 'these Rules') govern the terms and conditions for membership of the Red Tractor Assurance Scheme ('the Scheme').
2. In these Rules:
 - a. 'Applicant Business' means applicants for membership of the Scheme;
 - b. 'Assessment' means the assessment of your conformance to the Standards by your Certification Body's appointed assessor, whether carried out on application, renewal, on a revisit to assess previously identified non-conformances or by way of spot checks, whether announced or unannounced and whether by way of personal visit, remote assessment via video-streaming and/or the review of documentation uploaded by you to the Red Tractor Portal;
 - c. 'Associate', in respect of a Member, means any shareholder, officer, agent, employee, contractor or relative of that Member and any relative of any such person;
 - d. 'Certification Body' means a certification body (acting as an independent contractor) which is licensed by RTA to carry out certification and assess conformance to the Standards, all such bodies being set out from time to time in RTA's website at <https://assurance.redtractor.org.uk/standards/contact-certification-bodies>;
 - e. 'Enterprise' means a farming enterprise or activity which is covered by any of the particular Standards;
 - f. 'Member' means a member of the Scheme;
 - g. 'Member Logos' means the Member logos set out from time to time in the RTA Website at <https://assurance.redtractor.org.uk/contentfiles/files/SchemeLogoRules.pdf>;
 - h. 'Membership' means membership of the Scheme;
 - i. 'Red Tractor Assurance Claim' means a claim to source and supply food or drink products which are eligible to carry any version of the Red Tractor logo;
 - j. 'Red Tractor Portal' means the online portal onto which you may upload documentation in advance of an Assessment and which can be accessed at <https://portal.redtractor.org.uk/#/home>;
 - k. 'relative' in relation to a person includes the mother, father, stepfather, stepmother, sister, brother, wife, husband, civil partner, daughter, son, grandparent, grandchild, parent-in-law, son-in-law, daughter-in-law, sister-in-law, brother-in-law, step parent, step child, step sister, step brother, foster child, legal guardian, domestic partner or fiancé/fiancée of that person or of that person's spouse, former spouse, civil partner or former civil partner;
 - l. 'RTA Website' means the website of RTA at <https://assurance.redtractor.org.uk> (or any replacement website RTA may establish and operate from time to time);
 - m. 'Scheme Member Checker' means the database of Members maintained by RTA at <https://checkers.redtractor.org.uk/rtassurance/services.eb>;
 - n. 'Standards' means the Red Tractor Assurance Scheme farm standards for each farming sector (currently, beef & lamb, dairy, pigs, poultry, dairy goats, crops and fresh produce) and supply chain standards (currently, livestock transport, meat and poultry processing, livestock markets and collection centres, safe haven and cold crush) as set out in the RTA Website at <https://assurance.redtractor.org.uk/standards> and as set out at the end of this document, as updated from time to time; and
 - o. 'you' means such Applicant Business or Member as the context permits.
3. You can only gain certification and obtain 'Red Tractor Assured' status for an Enterprise to which your application relates if you conform to the Standards applicable to that Enterprise and you must continue to meet these Rules and those Standards at all times. Failure to comply with these Rules or the Standards may result in your certification (whether for a particular Enterprise or for all Enterprises carried out by you) being suspended or withdrawn and your Membership being revoked.
4. RTA may update these Rules and the Standards at any time. You will be given notice of the specific changes made to the Standards and when they will come into effect. When changes are made to the Rules, we will give you notice of that fact and confirm in such notice when the amended Rules will come into effect and how you can view and download or otherwise obtain the amended Rules. You must ensure full compliance with all such changes to the Standards and the Rules to retain 'Red Tractor Assured' status.
5. From time to time RTA may publish (including via the RTA Website) additional sector specific rules and guidance which will be supplementary to and deemed to be part of these Rules (for example, rules and guidance in respect of contract farming in the combinable crops sector and the Safe Haven New Entrants and Suspended Member Protocols).

6. These Rules are in addition to any statutory requirements. Nothing in these Rules shall be deemed to provide exemption from current legislation and you must comply with all legislation relevant to the scope of the Scheme at all times.
7. Where the words 'include(s)', 'including' or 'in particular' are used in these Rules, they are deemed to have the words 'without limitation' following them.

Claiming Products or Services are 'Red Tractor Assured'

8. Subject always to the provisions of Rules 68 to 73 (and in particular the restrictions in Rule 70 on using the relevant Member Logo(s) or any other version of the Red Tractor logo on, or applying any such logo or a Red Tractor Assurance Claim to, food packs (including packaging such as meat, fruit or vegetable boxes, milk cartons or bottles) or using any such logo or making such a claim at the point of sale of food products (including online sales) unless you have a processors and packers licence issued by RTA (see <https://trade.redtractor.org.uk/>), you must not claim that products you sell and/or services you provide are, or describe them as, 'Red Tractor Assured', 'RT Assured', 'RTA Assured', 'RTA', 'RT' or 'Assured' or 'Certified' for the purposes of the Scheme unless and until you have been through the application and Assessment process referred to in the above explanation of how the Scheme works and a certificate of conformity to the relevant Standards has been issued for the Enterprise to which those products or services relate. Thereafter, subject always to Rules 68 to 73, you must not claim that products you sell and/or services you provide are, or describe them as, 'Red Tractor Assured', 'RT Assured', 'RTA Assured', 'RTA', 'RT' or 'Assured' or 'Certified' for the purposes of the Scheme:
 - a. if and to the extent that such products or services relate to a business, Enterprise, activity, location, holding, site, store or vehicle which is not included in the scope of your certification;
 - b. if your certification has been (and for so long as it remains) suspended or has been withdrawn for any reason;
 - c. if you do not renew your Membership on time in accordance with these Rules;
 - d. if your Membership is revoked for any reason; or
 - e. if you have voluntarily left the Scheme.

Application

9. Any sole trader, partnership, limited or unlimited company or limited liability partnership (or other form of trading entity approved by RTA), farming or carrying out an Enterprise, can apply to be a Member. Similar schemes operate in the devolved regions of the UK covering some Enterprises and where this applies you should join the local scheme.
10. You can apply to join the Scheme for a single Enterprise or whatever combination of Enterprises fits your business needs. The exceptions to this are: beef and lamb, where, if both cattle and sheep are farmed, both have to be assessed and certified; and dairy, where beef assurance is required for the cattle (see Rule 23).
11. You can only apply for Membership through a Certification Body, which is an independent contractor licensed by RTA to certify conformance to the Standards.
12. Each sole trader, partnership, limited or unlimited company or limited liability partnership (or other form of business approved by RTA) farming or carrying out an Enterprise must be registered as a Member in its own right in order to exercise the rights afforded by Membership and each Member must have at all times a named nominated person ('Nominated Person') who has | functional responsibility for the management decisions and operating systems being assessed.
13. The Nominated Person of the Applicant Business must sign the membership application form provided by your chosen Certification Body ('your Certification Body') and subsequent renewal application forms (and RTA and your Certification Body shall be entitled to assume that the Nominated Person is authorised to sign such forms on your behalf). In submitting an application or renewal fee and/or such forms, you are agreeing with RTA and your Certification Body to be bound by these Rules and the Certification Body's terms of engagement.
14. Any false or misleading statement made on the Membership or renewal application forms, during Assessments, or in any other communication, may lead to suspension or withdrawal of your certification and even exclusion from future Membership. You must provide, upon request by RTA or your Certification Body, any information relevant to conformance with the Standards or these Rules.
15. Any act or omission to act (whether by you, your officers, employees or agents or a third party and whether or not in relation to your premises, site or holding) which impacts on your conformance to the Standards, these Rules or any relevant legislation, will be deemed to be your responsibility for the purpose of assessing your compliance with the Standards and these Rules. Any rights and remedies available to and sanctions imposed by RTA or your Certification Body in respect of any non-conformance to the Standards ('non-conformance') or breach of these Rules may, at the discretion of RTA or your Certification Body, be deemed to apply also to any other person who operates or proposes to operate from the same premises, site or holding as you and who is or wishes to become a Member.

Holdings, Sites, Stores and Vehicles

16. You must disclose in your Membership or renewal application form all holdings, sites, stores and vehicles which you want to be included in the scope of your certification (having regard to Rules 17, 18 and 19 below).
17. Subject always to Rules 12, 18 and 19, where a Membership or renewal application form lists more than one holding, site, store, or vehicle, they must all be managed on a day to day basis by the same person. A separate application must be made in respect of any holding, site, store or vehicle of a Member which is managed on a day to day basis by a different person. If there is any uncertainty over whom any holding, site, store, or vehicle is managed by, RTA or your Certification Body may require you to provide such documentary evidence as it sees fit and its decision shall be final, subject always to Rule 83 to 85 (Complaints and Appeal Procedure).
18. Unless RTA or your Certification Body otherwise permits in writing in its absolute discretion, separate Membership or renewal applications will be required in accordance with the following principles or as RTA or your Certification Body may direct:

Enterprise / Activity	Separate Membership for each:
Farms / Safe Haven / Cold Crush	<ul style="list-style-type: none"> Enterprise Holding / site within each such Enterprise: subject to the provisions of Rule 19 below
Livestock Transport	Commercial Livestock Vehicle / Trailer
Livestock Market	Site with separate Animal Gatherings Order Approval Number
Collection Centre	Site with separate Animal Gatherings Order Approval Number
Meat and Poultry Processing	Site with separate FSA Approval Number

19. Additional farm holdings may be allowed within an application for a main site or holding provided the additional holdings fall within the relevant description set out below and subject always to such holdings being managed on a day to day basis by the same person.

Dairy/Dairy Goats	Poultry	Pigs	Beef/Lamb	Crops	Fresh Produce
Each milking premises requires a separate registration	A self-contained live poultry facility functioning with defined poultry stock management, operational control and bio-security standards	Main holding + max 3 small nursery or finishing units	Main site + additional sites where livestock are kept	Main holding + any additional sites where fertilisers and pesticides are kept or harvested products stored or processed	
		<i>Additional sites must be sufficiently close to the main site or holding as agreed by the Certification Body.</i>			

Dairy Members (Cattle only)

20. Dairy farm assurance is normally arranged by the dairy purchaser (i.e. the first purchaser of milk from the farm and with whom the milk producer enters a milk supply contract). Separate membership rules (the 'Dairy Purchaser Membership Rules') apply to dairy purchasers. Dairy purchasers who wish to become a dairy purchaser member of the Red Tractor Dairy Farm Assurance Scheme must complete the application form available upon request by emailing "memberhelp@redtractor.org.uk" and are required to ensure that all milk producers supplying milk to them have a valid certificate evidencing conformance to the Red Tractor Dairy Farm Assurance Standards.
21. By agreeing to supply milk to a dairy purchaser member of the Red Tractor Dairy Farm Assurance Scheme, a milk producer shall be deemed to have agreed to be bound by these Rules and upon the issue of a valid certificate evidencing conformance to the Red Tractor Dairy Farm Assurance Standards, the milk producer shall become a milk producer member of the Red Tractor Dairy Farm Assurance Scheme. If the dairy purchaser membership of the dairy purchaser to whom a milk producer member supplies milk is suspended or revoked, the milk producer membership of the milk producer itself will also be suspended or revoked (as the case may be). If a dairy purchaser member has given notice to close its membership of the Red Tractor Dairy Farm Assurance Scheme in accordance with the Dairy Purchaser Membership Rules, each milk producer member supplying milk to that dairy purchaser member must (until such membership is closed) continue to comply with these Rules and permit dairy Assessments to continue to be carried out.
22. Individual dairy farms which are both a milk producer and a milk processor may, on an exceptional basis and at RTA's absolute discretion, be accepted into membership of the Red Tractor Dairy Farm Assurance Scheme as both a milk producer member and a dairy purchaser member. Any such member

(referred to as an "Independent Member") must comply with both these Rules and the Dairy Purchaser Membership Rules. If an Independent Member's dairy purchaser membership is suspended or revoked in accordance with the Dairy Purchaser Membership Rules, the Independent Member's milk producer membership shall automatically be suspended or revoked (as appropriate). Similarly, if an Independent Member's milk producer membership is suspended or revoked in accordance with these Rules, the Independent Member's dairy purchaser membership shall automatically be suspended or revoked (as appropriate).

23. Cattle on dairy farms must also be beef assured (i.e. certification to the RTA beef Standards or to the beef assurance scheme in any relevant devolved region of the UK – see Rule 9). If you do not want your beef assurance to be assessed by the Certification Body which assesses your certification to the Red Tractor Dairy Farm Assurance Standards, you must, at the time of your dairy Assessment, demonstrate to the dairy assessor that your beef assurance is in place and commit to it being maintained.

Initial Assessment and Certification

24. A full initial Assessment must be completed and you must conform to all the Standards (not including 'recommendations') before your certification can be progressed and your Membership confirmed.
25. To enable a full Assessment to take place you must grant the assessor access to (or take all steps necessary to facilitate the carrying out of a remote visual Assessment, such as via video-streaming and/or by uploading records and documents to the Red Tractor Portal, of):
- all parts of the holding, site, store or vehicle, key members of staff and records/documents to which he/she reasonably requests access;
 - all livestock and, where relevant, allow the assessor to carry out welfare outcome scoring.
26. Without prejudice to Rule 53.d, an assessor may refuse to carry out or finish an Assessment:
- if he/she believes the presence of a third party may, intentionally or otherwise, influence its outcome in an inappropriate manner;
 - if he/she feels threatened or that he/she has been subjected to abusive behaviour at any time during the visit; or
 - if the site is empty or non-operational.
27. If any of the Standards has not been met, then a non-conformance will be raised. Certification will be dependent upon you carrying out improvements to the satisfaction of the Certification Body and within the specified time period(s).
28. Certificates and, where applicable, stickers confirming certification status, only relate to the assessed holding(s) or site(s) and are not transferable to any other holding or site or to any other business or person. All such certificates and stickers remain the property of your Certification Body. Whilst certificates and stickers may be useful in confirming 'Red Tractor Assured' status, the only definitive proof of certification and 'Red Tractor Assured' status is the Scheme Member Checker database managed and operated by or on behalf of RTA.

Membership Renewal

29. Your Membership must be renewed annually. Failure to renew within one month after an annual renewal date will result in your Membership being closed. If you subsequently apply again to be a Member, you will be treated as a new applicant and a full initial Assessment will be required. In such a case, your Membership and certification will not be backdated.

Material Changes

30. You must keep your Certification Body informed of any material changes to your operation (when compared to the operation as at the date of your most recent Assessment) which might affect your certification. Examples of such 'material changes' include:
- additional holdings or sites (e.g. crop storage facilities, livestock grazing);
 - a change in the person who manages on a day to day basis any Enterprise, holding, site store or vehicle within your certification;
 - additional commercial livestock vehicles;
 - the site becoming empty of livestock at any time;
 - the site becoming restocked; and/or
 - changes to the activity being carried out on the holding or site (e.g. a farm or haulier also operating as a collection centre, or a meat processor beginning to process new species such as pork or poultry).
31. If you are the subject of an event described in Rule 53.g, or if any action is taken which is likely to lead to such an event, you must inform your Certification Body immediately giving details of any person appointed (or proposed to be appointed) as receiver, liquidator, administrative receiver, administrator or other such officer pursuant to any such arrangement or related order.
32. If, where you are a company or limited liability partnership, one of your members or any other person (including any group company) with whom you are connected, is the subject of an event described in Rule 53g or if any action is taken which is likely to lead to such an event, in circumstances which could result in you being unable properly to perform your obligations as a Member under these Rules, you must inform your Certification

Body immediately, giving details of any person appointed (or proposed to be appointed) as receiver, liquidator, administrative receiver, administrator or other such officer pursuant to any such arrangement or order.

33. When certified against the Red Tractor Fresh Produce Standard only, you may ask your Certification Body for a voluntary suspension of one, some or all of the crop types covered by the certification.

Changing Certification Body

34. You can change your Certification Body at any time, in accordance with Rules 35 to 38.
35. You must declare on your application to the proposed new Certification Body whether you have previously applied to become, or have been, or are currently, a Member. If that is the case, you must confirm the Certification Body to whom you applied, your previous Membership number and details of all sites previously assessed (as well as the CPH number and PRIMO/ Herd mark, where applicable).
36. Your proposed new Certification Body will request and be given access to your historical data and records from your existing Certification Body before confirming continued certification.
37. The proposed new Certification Body may reject your application to transfer if you have outstanding non-conformances still to be rectified or if any other previously imposed certification or Membership condition prevents the application from being accepted. In such a case, before any transfer takes place, you must clear non-conformances to the satisfaction of your existing Certification Body. Unless otherwise agreed in writing by RTA, any previously imposed conditions (e.g. more frequent or unannounced inspections) shall continue to apply to and may be enforced by the new Certification Body.
38. If your application to transfer is accepted by the new Certification Body, it will take effect immediately upon such acceptance being confirmed and you do not need to inform your former Certification Body of the transfer.

Routine Assessments and Spot Checks

39. You must allow your Certification Body's appointed assessors to carry out routine Assessments, revisits and spot checks, whether in person or remotely (whether via video streaming and/or review of documents and records uploaded to the Red Tractor Portal or otherwise) and where Assessments are requested to be carried out remotely you must take all reasonable steps necessary to enable remote Assessment to take place.
40. Each of RTA, your Certification Body and any third party duly authorised to act on behalf of either or both of them, has the right to carry out an Assessment or spot check at short notice or unannounced.
41. The assessor may be accompanied by an observer.
42. If any of the Standards are not met, a non-conformance will be raised. Continued certification will be dependent upon you carrying out improvements to the satisfaction of the Certification Body and within the time period(s) specified.

Special Conditions of Certification

43. RTA and your Certification Body shall each be entitled, at any time and each in its absolute discretion, to specify 'Special Conditions of Certification' for your Membership and/or continued certification. This may include:
 - a. additional announced or, if so specified, unannounced Assessments or spot checks by the Certification Body over and above the normal routine Assessments, all such additional Assessments and spot checks being at your cost; and
 - b. obtaining evidence from a third party expert (nominated by RTA or the Certification Body and appointed at your cost) that the Standards are being met.

Fees

44. You must, on initial application and annually thereafter, pay to your Certification Body an annual Membership fee for each Enterprise being assessed. The annual Membership fee is made up of an amount equal to the annual participant fee(s) which RTA charges the Certification Body for each Enterprise assessed by it (and which your Certification Body charges on to you) and an amount to cover your Certification Body's own charges. Details of the annual participant fees and any other fees charged by RTA to Certification Bodies can be downloaded at: <https://assurance.redtractor.org.uk/who-we-are/how-we-are-funded>. Your Certification Body may change the annual Membership fee from time to time and will review the fee annually. Your Certification Body (or RTA) will notify you of any changes in the annual Membership fee.
45. You must pay any additional charges your Certification Body may impose for:
 - a. visits to additional holdings/sites not close to the main holding or site;
 - b. visits to additional holdings/sites/vehicles notified to the Certification Body after any previous Assessment;
 - c. the assessor having to return, whether to complete an Assessment report where, through no fault of the assessor, it could not initially be completed in full, or to check that non-conformances have been rectified; and
 - d. any additional Assessments or spot checks required under any Special Conditions of Certification specified by RTA or your Certification Body, as contemplated in Rule 43.

46. For milk producer members, some fees may be met by your milk purchaser. You should contact your milk purchaser for further details.
47. You are responsible for any external third party fees required to meet the requirements of the Standards (for example, Quarterly Veterinary Reports on farms certified to the RTA Pig Standards) and any Special Conditions of Certification specified under Rule 43.
48. You are responsible for any costs you incur in meeting the Standards and rectifying non-conformances.
49. If you fail to pay any fees required to be paid by you under these Rules, RTA or your Certification Body shall each be entitled to reject your Membership or renewal application or to suspend or withdraw certification for any relevant Enterprise(s).

Suspending Certification

50. Your Certification Body has the right to suspend your certification if:
 - a. you unreasonably delay or refuse a routine Assessment, revisit or spot check;
 - b. circumstances on a relevant holding or site prevent the assessor from completing an Assessment in full;
 - c. major non-conformances (meaning for the purpose of these Rules a non-conformance to the Standards or breach of these Rules which is treated as a 'major' non-conformance by assessors at the time of the relevant Assessment);
 - d. an excessive number of non-conformances are found during an Assessment;
 - e. the same non-conformance is found on successive Assessment visits;
 - f. you fail to rectify any non-conformance within a specified timescale;
 - g. you fail to comply with these Rules or the Standards;
 - h. evidence which your Certification Body or RTA reasonably believes to be reliable is received from a third party, indicating that you are not conforming to the Standards to a material extent; or
 - i. being a milk producer member of the Red Tractor Dairy Farm Assurance Scheme, the dairy purchaser membership of that scheme of the dairy purchaser to whom you supply milk is suspended.

If your certification has been suspended and you do not take the necessary action to rectify any notified non-conformance(s) within 3 months of such suspension, your certification may be withdrawn with immediate effect by written notice served by your Certification Body, whereupon your Membership will be automatically closed.

Revoking of Memberships and Withdrawing Certification

51. Each of RTA and your Certification Body may refuse applications or impose particular conditions for re-entry into the Scheme where an application relates to an Enterprise, business, holding, site, store and/or vehicle in respect of which certification has previously been withdrawn in accordance with these Rules (and even if all relevant non-conformances have been rectified).
52. RTA and the Certification Bodies will not accept a Membership or renewal application (including from a new applicant) if the application relates to an Enterprise, business, holding, site, store or vehicle in respect of which Membership or certification conditions or other restrictions or sanctions have been imposed under these Rules and remain outstanding or in place (as the case may be), unless it can be demonstrated to the satisfaction of RTA and the Certification Body that the Applicant Business is not connected to the Member subject to those conditions, restrictions or sanctions (other than being connected purely in terms of operating from the same holding, site, store or vehicle) and there are no other reasons for refusing such an application.
53. Each of your Certification Body and RTA may, in its absolute discretion, refuse an application for Membership, and/or your Certification Body may withdraw certification (whether for a particular Enterprise or for all Enterprises carried out by you) and/or RTA may, by written notice, immediately revoke your Membership:
 - a. if you fail to comply with these Rules or the Standards;
 - b. if the Certification Body or RTA considers that it is necessary to do so to prevent RTA or the Scheme from being brought into disrepute;
 - c. if any act or omission by you or any of your Associates (i) has brought or may, in the reasonable opinion of the Certification Body or RTA, bring RTA or the Scheme into disrepute or (ii) has damaged or may, in the reasonable opinion of the Certification Body or RTA, damage the integrity of the Standards;
 - d. if, notwithstanding the rights under Rule 26.b, an assessor, employee or officer of the Certification Body or RTA feels threatened or that he has been subjected to abusive behaviour by you or any of your Associates;
 - e. if, without prejudice to Rules 53.a, b, c and d, a material breach by you of these Rules (including a major non-conformance to the Standards) which is not capable of being remedied has occurred or a material breach by you of these Rules (including a major non-conformance to the Standards) which is capable of remedy has not been remedied within 30 days (or such other period as RTA or your Certification Body notify you in the case of a major non-conformance of the Standards) after service of a written notice requiring it to be remedied;

- f. if you are still categorised as high risk following two consecutive unannounced spot checks as a result of our risk based approach to inspections;
- g. upon your voluntary or compulsory bankruptcy or liquidation, the appointment of a receiver, liquidator, administrative receiver, administrator or other such officer over any of your assets, or your entry into any composition or arrangement with your creditors;
- h. if you are subject to a change of control ("control" being defined as in the Income and Corporation Taxes Act 1988) which, in the reasonable opinion of RTA or the Certification Body, is likely to have a detrimental effect on the integrity, goodwill or reputation of RTA, the Certification Body, the Standards or the Member Logos;
- i. in the event of an act of gross negligence or fraud on your part or the part of any of your Associates;
- j. if, after your certification has been suspended under Rule 50, you do not take the necessary action to rectify notified non-conformances within 3 months of such suspension;
- k. if you fail to pay any amount owing to RTA or your Certification Body under these Rules;
- l. if you, any of your Associates, any person involved in the day to day management of an Enterprise, holding, site, store or vehicle within your certification or any other person involved with livestock in relation to any such Enterprise, holding, site, store or vehicle, is banned from keeping livestock;
- m. if, being a milk producer member of the Red Tractor Dairy Farm Assurance Scheme, the dairy purchaser membership of that scheme of the dairy purchaser to whom you supply milk is revoked; or
- n. if RTA ceases to operate the Scheme.

For the avoidance of doubt, if your certification is withdrawn in respect of all relevant Enterprises, you shall automatically cease to be a Member.

Closing of Membership by Member

- 54. You may give notice in writing to close your Membership in the event of the voluntary or compulsory winding-up or liquidation of RTA, the appointment of a receiver, liquidator, administrative receiver, administrator or other such officer over any of the assets of RTA, or RTA entering into any composition or arrangement with its creditors.
- 55. You may at any time give notice in writing immediately to close your Membership. For the avoidance of doubt, this Rule 55 does not apply to milk producer members of the Red Tractor Dairy Farm Assurance Scheme.

Indemnity and Inadequacy of Damages

- 56. You undertake to indemnify RTA and your Certification Body against all liabilities, costs, expenses, damages or losses (including any direct or indirect loss of profit, loss of business, loss of goodwill, loss of reputation or consequential loss, and all interest, penalties and legal and other professional costs and expenses) suffered or incurred by RTA or your Certification Body arising out of or in connection with any event or circumstance referred to in Rules 53.a to 53.m (inclusive) or any other breach by you of these Rules.
- 57. Without prejudice to any other rights or remedies that RTA or the Certification Body may have, you acknowledge and agree that damages alone may not be an adequate remedy for any breach by you of these Rules. Accordingly, RTA and the Certification Body shall be entitled, without proof of special damages, to the remedies of injunction, specific performance or other equitable relief for any threatened or actual breach of these Rules.

Prosecutions, Regulatory Sanctions and Third Party Evidence

- 58. You must notify your Certification Body of any prosecution that has at any time been brought or is or is likely to be brought against you or any of your Associates, or in relation to any Enterprise, business, site, holding, store or vehicle owned or occupied by you or any of your Associates or referred to in a Membership or renewal application, which relates to any issues covered in the Standards, including food safety, product traceability, animal health, animal welfare, animal identification and movements, veterinary medicine records, trade description, animal transport, environmental legislation or relevant consumer protection legislation.
- 59. For the purpose of Rule 58, 'prosecution' shall include, in respect of farms, any penalty relating to Cross-Compliance requirements that directly relates to issues covered in the Standards.
- 60. You will be asked to sign a declaration relating to prosecutions and penalties in the initial Membership application form, renewal forms and other Scheme documents. Any information relating to such matters received by RTA or your Certification Body will be investigated and appropriate action taken.

Confidentiality and Data Protection

- 61. Your details will be treated in confidence save as set out below, and your personal data will be treated in accordance with the terms of our Privacy Policy. RTA and your Certification Body may however provide to any third parties who have a legitimate interest in knowing the same (including your customers and suppliers), details of your certification status (being full, suspended, withdrawn or a non-member), the date of your last Assessment, your certification expiry date and your certification renewal date. This information may be made available through the on-line Scheme Member

Checker and lists of certified, suspended and/or withdrawn Members may be published by RTA from time to time.

- 62. If a matter arises which is or could constitute or lead to an infringement of any laws or regulations relating to the scope of Red Tractor either (a) by you or any of your Associates or (b) which is connected directly or indirectly to you, your Membership or any Enterprise, you agree that any relevant regulatory or administrative body or agency, including the Food Standards Agency, the National Food Crime Unit, the Animal and Plant Health Agency, Local Authorities, the Rural Payments Agency, the Environment Agency, Natural England, any equivalent bodies in devolved regions of the UK and any of their respective successor bodies or agencies and any third party acting in good faith on their behalf or in their interests, shall be entitled to provide to RTA and/or your Certification Body any reports or documentation produced by such body, agency or third party in respect of the relevant matter (whether or not requested by RTA or your Certification Body) and that each of RTA and your Certification Body may request such reports and documentation from such bodies, agencies and third parties. Each such body, agency and third party shall be entitled to rely on your consent under this Rule 62 to the disclosure of such reports and documentation to RTA and/or your Certification Body.
- 63. Without limiting Rules 61 and 62, each of RTA and your Certification Body may transfer data and information about your certification and Membership to their respective successors, any transferee(s) of their respective businesses and any new operator(s) of all or part of the Scheme, provided such transferee(s) shall have the same rights and obligations with regard to such data and information as the relevant transferor(s).
- 64. RTA shall be entitled to produce and publish statistical reports drawing upon aggregated Scheme data, provided that individual performance data cannot be traced back to you.
- 65. Membership data may be retained on RTA's databases (subject always to the provisions of Rules 61 to 64) for ten years after you have ceased to be a Member (or such longer period as RTA reasonably considers necessary to enable it effectively to monitor trends in membership and performance).
- 66. RTA is entitled to receive copies of Assessment reports from your Certification Body.
- 67. In exceptional circumstances, where an assessor comes across evidence of an immediate and significant risk of unacceptable animal welfare practices, food contamination or environmental pollution, RTA and your Certification Body may each immediately notify any competent authorities, notwithstanding any other provision of these Rules or any other agreement you may have with either RTA or your Certification Body.

Member Logos

- 68. Using the Member Logos: For so long as you are a Member, you are entitled to indicate that you hold a certificate of conformity to the relevant Standards and, for that purpose only, you may refer to your operations (but only insofar as they are covered by your certificate of conformity) as 'Red Tractor Assured' and (subject always to Rules 69 to 73) use the appropriate Member Logo(s) on stationery and publicity materials (including on your website) provided that you follow all directions on the use of the Member Logos given from time to time by RTA or set out on the RTA Website at <https://assurance.redtractor.org.uk/standards/member-rules>. You agree to observe all such directions.
- 69. Farm Shops, Farmers Markets and food/drink product sales via all other channels, such as meat/vegetable/fruit box schemes, including online sales and use of Red Tractor supplied marketing materials: Subject always to Rule 70, if you sell your own Red Tractor Assured meat, fruit or vegetable food or drink products to the public, whether through your own farm shop, or at farmers markets or other events, or via any other channels, including online sales of meat/vegetable/fruit boxes via your website/apps, you are, for so long as you are a Member, allowed to use the appropriate Member Logo(s) in your shop, or on your market/fair stall, or within the content of your websites/apps for online sales which describes your Red Tractor Assured farm operations only and provided always that:
 - a. the relevant Member Logo(s) are only used in your own farm shop or on such stall in relation to Red Tractor Assured meat, fruit and vegetable food or drink products of your own farm and no other products (and the Member Logo(s) must be positioned carefully so that the public is not misled into thinking that those other products are Red Tractor Assured);
 - b. Member Logo(s) used in your website/apps are only used to describe your Red Tractor Assured farm operations and are not used to describe any products or displayed next to or in connection any product or price lists;
 - c. you follow all directions on the use of the Member Logos which may from time to time be given by RTA or set out on the RTA Website at <https://assurance.redtractor.org.uk/contentfiles/files/SchemeLogoRules.pdf>;
 - d. if you are a milk producer member and sell raw cows' milk or goats' milk to the public, you may not use the Member Logo denoting your membership of the Red Tractor Dairy Farm Assurance Scheme or Red Tractor Dairy Goats Scheme (or use any other version of the Red Tractor logo or make any Red Tractor Assurance Claim) in any way whatsoever (including in relation to any marketing materials, whether your own or those supplied by RTA); and

e. if you are milk producer member and do not sell raw milk to the public, provided you comply with Rule 68, you may use the Member Logo denoting your membership of the Red Tractor Dairy Farm Assurance Scheme on your stationery and publicity materials (including on your website).

In addition, for so long as you are a Member (other than a milk producer who sells raw milk to the public) you may use marketing materials supplied by RTA to help promote the Scheme provided that you not do so in a way which might mislead the public in relation to the scope of your Red Tractor Assured products or activities or in a way which ties such materials to actual products.

70. Restriction on using the Member Logos or Red Tractor logo on food products, including on product packaging (including any meat/vegetable/fruit boxes or milk cartons or bottles): You may not use or print any Member Logos or any other version of the Red Tractor logo on, or apply any such logo or a Red Tractor Assurance Claim to, food packs (including any packaging such as meat/vegetable/fruit boxes, milk cartons or bottles) or use any such logo or make a Red Tractor Assurance Claim in connection with the sale of food or drink products (including online sales) unless you have a processors and packers licence issued by RTA. To apply for a processors and packers licence, go to <https://www.trade.redtractor.org.uk/how-do-i-get-in-touch/>.
71. The rights to use Member Logos under Rules 68 and 69 are limited to using the entire designation and in an identical form or forms to that or those directed by RTA from time to time. These rights are personal to you as a Member and may not be assigned, transferred or sub-licensed to any other person.
72. As a Member, you shall not use (or authorise or license others to use) the Member Logos and/or the Red Tractor logo or name in any way other than as expressly permitted in these Rules (or in a processors and packers licence granted to you) and you shall not use or authorise or license any other person to use any name, mark, sign or device which is or could reasonably be regarded as similar to the Member Logos and/or the Red Tractor logo or name; nor shall you file or cause to be filed any application for any trade mark or certification mark which is or could reasonably be regarded as similar to the Member Logos and/or the Red Tractor logo; nor shall you register or attempt to register any company in a name which is or could reasonably be regarded as similar to any of the names 'Red Tractor', 'Red Tractor Assurance', 'Red Tractor Assured', 'RTA', 'Assured Food Standards' or 'AFS'. You will not oppose or cause any oppositions to be filed to any trade mark or certification mark applications filed by or on behalf of RTA, nor object to or take any adverse action in respect of any of RTA's trade mark or certification mark registrations; nor will you register or attempt to register the Member Logos and/or the Red Tractor Logo or name, or any name, mark, sign, or device which is or could reasonably be regarded as similar to the Member Logos and/or the Red Tractor logo or name, anywhere in the world or otherwise cause any question to be raised concerning RTA's ownership of the Member Logos or the Red Tractor logo or name, or the validity or enforceability of such rights; nor will you do or say anything that could damage the goodwill and/or reputation of RTA, the Scheme Logos or the Red Tractor logo.
73. Your right to use any Member Logo and/or the Red Tractor name in accordance with these Rules:
- may be terminated by RTA on one month's written notice;
 - may be terminated by RTA immediately on written notice if you fail to observe the provisions of these Rules or the directions of RTA with regards to the use of such logos;
 - will automatically terminate in so far as use of such logos on products is concerned if and for so long as your certification has been suspended; and
 - will automatically terminate if your certification has been withdrawn or your Membership is revoked for any reason or has expired (and is not renewed in accordance with Rule 29).

Limitation of Liability

74. Nothing in these Rules shall limit or exclude the liability of RTA or any Certification Body or any of their respective officers, employees, agents or subcontractors for (a) death or personal injury caused by the negligence of any such person; or (b) fraud or fraudulent misrepresentation.
75. Subject to Rule 74:
- neither RTA nor any Certification Body, nor any of their respective officers, employees, agents or subcontractors, shall under any circumstances be liable, whether in contract, tort (including negligence), breach of statutory duty or otherwise, for any loss of profit, loss caused by business interruption, or any indirect or consequential loss suffered or incurred by a Member and arising under or in connection with the Scheme (including in relation to the administration of the Scheme, the carrying out of Assessments, any rejection of a Membership or renewal application, any suspension or withdrawal of certification or any revoking of Membership);
 - neither RTA nor any Certification Body, nor any of their respective officers, employees, agents or subcontractors, shall under any

circumstances be liable, whether in contract, tort (including negligence), breach of statutory duty, or otherwise, for any losses, liabilities, damages, charges, costs or expenses of whatever nature, suffered or incurred by a milk producer member as a result of or in connection with the purchaser of that milk producer member's milk having its dairy purchaser membership of the Red Tractor Dairy Farm Assurance Scheme suspended or revoked in accordance with the Dairy Purchaser Membership Rules;

- the total liability to any Member of RTA and its officers, employees and agents in respect of all losses, liabilities, damages, charges, costs or expenses of whatever nature, suffered or incurred by that Member and arising under or in connection with the Scheme (including in respect of the administration of the Scheme, the carrying out of Assessments, any rejection of a Membership or renewal application, any suspension or withdrawal of certification or any revoking of Membership), and whether in contract, tort (including negligence), breach of statutory duty or otherwise, shall not exceed £300,000 in aggregate in respect of all and any such claims arising in any period of 12 months ending on 31 March (provided that for this purpose a claim will be deemed to have arisen on the date on which the event, act or omission giving rise to such losses, liabilities, damages, charges, costs or expenses occurred); and
 - you shall not be able to recover from both RTA and your Certification Body for the same loss.
76. RTA is not a party to the contract you must enter with your Certification Body to govern its Assessment of your conformance (or non-conformance) to the Standards. Subject to Rule 74, neither RTA nor any of its officers, employees or agents shall under any circumstances be liable, whether in contract, tort (including negligence), breach of statutory duty or otherwise, for any acts or omissions of your Certification Body or its assessors or other agents in connection with that contract or the services proposed to be carried out under it by your Certification Body.
77. The Member shall not be entitled (whether under these Rules and/or in respect of any other membership or licence the Member may have with RTA) to recover damages, or obtain payment, reimbursement, restitution or indemnity more than once in respect of the same loss, shortfall, damage, deficiency, breach or other event or circumstance.

Variation of Rules and Standards

78. RTA shall be entitled at any time to change and update the Standards and these Rules. You will be given notice of any the specific changes made to the Standards and when they will come into effect. When changes are made to the Rules, we will give you notice of that fact and confirm in such notice when the amended Rules will come into effect and how you can view and download or otherwise obtain the amended Rules. RTA and each Certification Body shall each be entitled at any time to change its operating procedures where, in its absolute discretion, it considers it necessary to do so. You will be given advance written notice of any such changes to operating procedures and of when they will come into effect.

Force Majeure

79. RTA shall not be liable to a Member if any delay or failure by RTA or its employees, officers, agents or independent contractors to perform their obligations under these Rules or any related agreement is the result of a Force Majeure Event. For the purpose of this Rule, 'Force Majeure Event' means an event beyond the reasonable control of RTA (or its employees, officers, agents or independent contractors) including acts of God, flood, drought, earthquake or other natural disaster, epidemic or pandemic, terrorist attack, civil war, civil commotion or riots, war, threat of or preparation for war, armed conflict, nuclear, chemical or biological contamination or sonic boom, any law or any action taken by a government, local or public authority, collapse of buildings, fire, explosion or accident, interruption or failure of a utility service.

No Waiver

80. A waiver of any right of RTA under these Rules is only effective if it is in writing and shall not be deemed to be a waiver of any subsequent breach or default. No failure or delay by RTA in exercising any right or remedy under these Rules or by law shall constitute a waiver of that or any other right or remedy, nor preclude or restrict its further exercise. No single or partial exercise of such right or remedy shall preclude or restrict the further exercise of that or any other right or remedy.

Notices

81. A notice given under or in connection with these Rules shall be in writing and:
- in the case of a notice to RTA, sent by email to Memberhelp@redtractor.org.uk or by first class post to RTA's registered office from time to time; and
 - in the case of a notice to the Member, sent by email or first class post to the email or postal address set out in the Membership or renewal application (or such replacement email or postal address as may subsequently have been notified in writing to RTA) and, in the absence of any such addresses, by post to its registered office (in the case of a company) or last known business address in any other case.

82. A notice shall be deemed to be delivered by 9.00am on the second business day (excluding weekends and bank holidays) after posting in the case of first class post and on sending in the case of email.

Complaints and Appeal Procedure

83. If you wish to raise a formal complaint (such as a formal expression of dissatisfaction about RTA's personnel, services, decisions, contractors or the services of your Certification Body), you should supply details of the complaint and evidence supporting it in accordance with RTA's complaints procedure, a copy of which will be provided upon request (provided that where your complaint relates to an RTA decision or to the outcome of any appeal to your Certification Body your complaint must be sent to RTA within 14 days after the date of the RTA decision or (as the case may be) within 14 days after you have been notified of the outcome of the appeal to your Certification Body).

84. If you are not satisfied with the way your application, Assessment or any certification decision has been conducted, you may lodge an appeal in writing with your Certification Body within such period as your Certification Body may stipulate from time to time. All such appeals will be investigated and dealt with in accordance with the Certification Body's appeal procedure or, if so directed, RTA's appeal procedure. Copies of the relevant appeal procedure will be provided by your Certification Body (or RTA as appropriate) upon request.

85. Decisions taken by RTA to revoke your membership at any time are subject to a right to appeal in accordance with RTA's appeal procedure (which requires you to appeal within 14 days after the date of the RTA decision). Copies of the RTA appeal procedure will be provided by RTA upon request.

Entire Agreement, Third Party Rights and Governing Law

86. These Rules and the documents specifically referred to in these Rules as being available via the RTA Website (including the Standards) represent the entire understanding between you and RTA in relation to your Membership. You acknowledge that you have not relied upon any statement from RTA (written or oral) which is not contained in these Rules (or such documents) in applying to be a Member or renewing your Membership.

87. Subject to the rights of the bodies, agencies and third parties referred to in Rule 62 and to the rights of Certification Bodies as referred to in Rule 88, these Rules are not intended to benefit, or be enforceable by, anyone other than RTA and each Member.

88. Where a Certification Body is referred to in these Rules, the relevant Certification Body shall be able to enforce the rights expressly or impliedly ascribed to it to the fullest extent permitted by law. Furthermore, any successor to RTA (or any transferee of the business of RTA or of RTA's rights under and in relation to the Scheme) shall be entitled to enforce RTA's rights under these Rules and any successor to your Certification Body (or any transferee of the business of your Certification Body) shall be entitled to enforce your Certification Body's rights under these Rules.

89. These Rules and any disputes or claims arising out of or in connection with their subject matter or formation are governed by and shall be construed in accordance with English law. The courts of England have exclusive jurisdiction to settle any dispute or claim that arises out of or in connection with these Rules or their subject matter or formation.



CERTIFICATION BODIES

Your routine point of contact with the scheme is through your certification body.

Certification bodies are licensed by Red Tractor to manage membership applications and to carry out assessment and certification against the standards. The table below shows which certification bodies apply to each enterprise.

Certification Body	Beef and Lamb	Dairy	Dairy Goats	Combinable Crops and Sugar Beet	Fresh Produce	Pigs	Poultry		
							Chickens	Turkey	Duck
NSF	✓	✓		✓	✓	✓	✓		
SAI Global	✓	✓	✓	✓	✓	✓	✓	✓	✓
NIFCC (Northern Ireland)		✓				✓	✓		
QWFC (Wales)		✓							



■ **NSF Certification**
 Hanborough Business Park,
 Long Hanborough, Oxford OX29 8SJ
 T. 01993 885610
 E. agriculture@nsf.org
www.nsf-foodeurope.com



■ **SAI Global Assurance Services Ltd**
 Heron House, 2 Garforth Place,
 Knowlhill, Milton Keynes, MK5 8P
 T. 01908 249973
 E. agrifood@saiglobal.com
www.saiglobal.com/assurance



■ **NIFCC [Northern Ireland]**
 1A Lissue Walk, Lissue Industrial Estate
 (East), Lisburn, Northern Ireland BT28 2LU
 T. 028 9263 3017
 E. info@nifcc.co.uk
www.nifcc.co.uk



■ **QWFC [Wales]**
 PO Box 8, Gorseland, North Road,
 Aberystwyth SY23 2WB
 T. 01970 636688
 E. info@wlbp.co.uk
www.wlbp.co.uk



T. 020 7630 3320
 E. memberhelp@redtractor.org.uk
www.redtractorassurance.org.uk



BUILDING TRUST AND ADVANCING BRITISH AGRICULTURE FOR OVER TWO DECADES

In the wake of damaging food scares, Red Tractor was founded with a clear mission to rebuild public trust in the food produced by British farmers.

Since 2000, we have worked with consumers, our farmer members, food processors and retailers to create the UK's largest and most comprehensive food standards scheme.

Today, it is Britain's most-trusted food assurance scheme, with more than three-quarters of shoppers viewing it as independent and trustworthy.

The Red Tractor symbol is a hallmark of quality British food and drink that is easily recognised by shoppers and diners.

We are proud to work with 50,000 farmer members to produce food and drink to world-leading standards worth £14bn to the UK economy.

The progress we have made does not mean our journey is at an end. Red Tractor will always strive to support and advance British agriculture in producing food that is traceable, safe and farmed with care.